

Bimetal Bearings Limited

Telephone : 0422 - 2221159
Cell : (0) 97902 46890
E-Mail : vidhyashankar@bimite.co.in
Website : www.bimite.co.in
Cell (Dept) : (0) 97902 46890
E-Mail (Dept) : csdept@bimite.co.in

PB No.3772, No.18, RACE COURSE ROAD, COIMBATORE -18
CIN: L29130TN1961PLC004466

Manufacturers of



Thinwall Bearings, Bushings and Thrust Washers

Ref: CSD/AGM/035

23rd July 2021

M/s.BSE Limited

Phiroze Jeejeebhoy Towers,
Dalal Street,
Mumbai - 400 001.

/ **Electronic Filing** /

Sir,

**Furnishing of Annual Report for the year ended 31st March 2021
pursuant to Regulation 34 of SEBI (LODR) Regulations, 2015**

We are enclosing the Annual Report (both Standalone and Consolidated) for the year ended **31st March 2021** for your records along with the notice sent to the shareholders for the 60th Annual General Meeting, Directors Report for the year ended on **31st March 2021** (along with all the schedules), the reports of the Independent Directors on the Standalone and Consolidated financial statements for the year ended **31st March 2021**, its relevant schedules, notes etc.

Further we take this opportunity to confirm that the audited financial statements for the year ended **31st March 2021** (as submitted) were approved by the shareholders of the Company at the **60th Annual General Meeting** held on **21st July 2021 (Wednesday)** through the **Video Conferencing (VC) / Other Audio Visual Means (OAVM)**.

Kindly acknowledge receipt and do the needful.

Yours faithfully,

For **Bimetal Bearings Limited**

A handwritten signature in black ink, appearing to read "K. Vidhya Shankar".

K.Vidhya Shankar

Company Secretary & Compliance Officer



BIMETAL BEARINGS LTD.



ANNUAL REPORT 2020 - 2021

BIMETAL BEARINGS LIMITED

CIN:L29130TN1961PLC004466

CONTENTS

	Page. No.
Notice to Members	2
Directors' Report	12
Report on Corporate Governance	18
Auditors' Certificate on Corporate Governance	25
Management Discussion & Analysis Report	26
Secretarial Audit Report	27
Independent Auditors Report	33
Standalone Financial Statements	39
Standalone Cash Flow Statement	42
Consolidated Financial Statements	86

DIRECTORS :

Mr.A.Krishnamoorthy	- Managing Director
Mr.N.Venkataramani	- Non-Executive Director (upto 1st August 2020)
Mr.P.M.Venkatasubramanian	- Independent Director
Mr.Krishna Srinivasan	- Independent Director
Mr.R.Vijayaraghavan	- Independent Director
Dr.(Mrs.) Sandhya Shekhar	- Independent Director
Mr.N.P.Mani	- Non-Executive Director
Mr.S.Narayanan	- Whole-time Director

CHIEF FINANCIAL OFFICER :

Mr.R.Natarajan

COMPANY SECRETARY:

Mr.K.Vidhya Shankar

AUDITORS:

M/s.Fraser & Ross,
Chartered Accountants

BANKERS:

Central Bank of India

LEGAL ADVISERS:

M/s.King & Partridge, Chennai
M/s.Ramani & Shankar, Coimbatore

DEPOSITORY REGISTRAR & SHARE TRANSFER AGENT:

M/s.GNSA Infotech (P) Limited
"Nelson Chambers", "F" – Block, STA Department,
4th Floor, No.115, Nelson Manickam Road,
Aminthakarai, Chennai - 600 029

REGISTERED OFFICE:

"Huzur Gardens", Sembium, Chennai - 600 011
PH.: (044) 2537 5581
E-Mail: vidhyashankar@bimite.co.in
Website: www.bimite.co.in

FACTORIES:

"Huzur Gardens", Sembium, Chennai - 600 011
371, Marudhamalai Road, Coimbatore - 641 041
Hosur - Krishnagiri Road, Hosur - 635 125

Bimetal Bearings Limited

(CIN: L29130TN1961PLC004466)

Registered Office: "Huzur Gardens", Sembium, Chennai 600 011

E-mail: vidhyashankar@bimite.co.in / website: www.bimite.co.in

Tel: (0422) 2221159 / 97902 46890

NOTICE TO THE SHARE-HOLDERS OF THE 60TH ANNUAL GENERAL MEETING

Notice is hereby given that the 60th Annual General meeting of the members of Bimetal Bearings Limited will be held on Wednesday the 21st July 2021 at 3.30 p.m. Indian Standard Time ("IST"). The Annual General Meeting shall be held by means of Video Conferencing ("VC") / Other Audio-Visual Means ("OAVM") on account of outbreak of Covid-19 (coronavirus) pandemic and in accordance with the relevant circulars issued by the Ministry of Corporate Affairs (MCA), to transact the following business:

Ordinary Business:

- 01) To receive, consider and adopt the audited financial statements (including consolidated financial statements) of the Company for the financial year ended 31st March 2021 together with the Reports of the Directors and the Independent Auditors and to pass the following resolution as an ordinary resolution:

"Resolved that the audited financial statements (including consolidated financial statements) including Statement of Profit and Loss for the year ended on 31st March 2021, the Balance Sheet as on that date, the annexures thereto, the Cash Flow Statement for the year ended on 31st March 2021, the Reports of Independent Auditors and Directors thereon be and are hereby received and adopted".

- 02) To declare a dividend and to consider and if thought fit to pass with or without modification(s) the following resolution as an ordinary resolution:

"Resolved that a Dividend of Rs.8/- per share out of the current year's profit of the Company for the year ended 31st March 2021 amounting to Rs.3,06,00,000/- be declared and paid".

- 03) To appoint a director in place of Mr.S.Narayanan, Whole-time Director (DIN 03564659) who retires by rotation and being eligible offers himself for re-appointment and to pass the following resolution as an ordinary resolution:

"Resolved that Mr.S.Narayanan, Whole-time Director (DIN 03564659), who retires by rotation from the Board pursuant to the provisions of Section 152 of the Companies Act, 2013 be and is hereby re-appointed as a Director of the Company".

Special Business:

- 04) To consider and if thought fit, to pass with or without modification(s), the following resolution for the ratification of remuneration payable to the Cost Auditors of the Company for the financial year 2021 - 22 as an ordinary resolution:

"Resolved that pursuant to Section 148 of the Companies Act, 2013, the remuneration fixed at Rs.1,10,000/- (Rupees One Lakh and Ten Thousand Only) exclusive of taxes, out of pocket and travel expenses etc., to M/s.C.S.Hanumantha Rao & Co., Cost Accountants (Firm Regn. No.000216) who have been appointed as Cost Auditors by the Board of Directors for the financial year 2021-22 as recommended by the Audit Committee be and is hereby ratified."

- 05) To consider and if thought fit, to pass with or without modification the following resolution for payment of remuneration to Non-Executive Directors of the Company as a Special Resolution:

"Resolved that pursuant to the provisions of Section 197 and other applicable provisions of the Companies Act, 2013 (the Act) and the rules framed thereunder (including any statutory modification(s) or re-enactment thereof for the time being in force) read with Schedule V to the Act and further to the MCA Notification No. S.O.1256 (E) Dt.18th March 2021, approval is accorded to the Board of Directors (with due recommendation of the Nomination and Remuneration Committee) for the payment of minimum remuneration to the Non-executive Directors within the limits specified in Schedule V to the Companies Act, 2013 for each of the Non-Executive Directors for a period of 3 (Three) years from 1st April 2021, in the event of inadequacy of profits in a financial year".

Further resolved that this approval is accorded in addition to the approval taken from the share-holders at the 56th Annual General Meeting held on 21st July 2017 whereby the Non-executive Directors are entitled to receive the maximum of the remuneration calculated as per Section 198 of the Companies Act, 2013 (i.e. the rate of 1% of the net profits calculated as per the provisions of Section 197) when compared to the minimum remuneration calculated as per MCA Notification No.S.O.1256 (E) Dt.18th March 2021 in the event of inadequacy of profits".

Coimbatore
17th June, 2021

By Order of the Board
K.Vidhya Shankar
Company Secretary
(Membership No. ACS 9105)

Statement of Material Facts pursuant to Section 102 of the Companies Act, 2013.

For Item No.04:

The company pursuant to the provisions of Section 148 of the Companies Act, 2013 read with the Companies (Audit and Auditors), Rules 2014 had appointed M/s.C.S.Hanumantha Rao & Co., Cost Accountants (Firm Regn. No. 000216) for the financial year 2021-22 towards carrying out the cost audit of the products manufactured by the company. As per the provisions of the Companies Act, 2013, the remuneration payable to the Cost Auditors should be ratified by the members. The necessary resolution is placed before the members for their consideration and approval. None of the Directors and Key Managerial Personnel of the Company and their relatives is concerned or interested in the resolution.

For Item No.05:

The share-holders at the 56th Annual General Meeting held on 21st July 2017 accorded approval for the payment of remuneration to the Non-Executive Directors as per Section 198 and other applicable provisions of the Companies Act, 2013. Subsequently vide Notification No. S.O. 1256(E) Dt.18th March 2021 issued by the Ministry of Corporate Affairs, the Non-Executive Directors of the Company could be paid remuneration in the event of inadequacy of profits.

The Board of Directors at their meeting held on 17th June 2021 decided to seek the approval of the shareholders authorizing the Board of Directors for the payment of remuneration to the Non-Executive Directors in the event of inadequacy of profits in a financial year calculated as per the provisions of Notification No. S.O. 1256(E) issued by the MCA on 18th March 2021 for a period of 3 (Three) years from 1st April 2021. The quantum of remuneration payable to Non-Executive Directors in the event of inadequacy of profits in a financial year shall be within the limits specified in Schedule V to the Companies Act, 2013 for each of the Non-Executive Directors duly recommended by the Nomination and Remuneration Committee and approved by the Board of Directors from time to time.

Hence the necessary resolutions are placed before the members for their consideration and approval as a Special Resolution. The existing Non-Executive Directors of the Company i.e. Mr.P.M.Venkatasubramanian, Mr.Krishna Srinivasan, Mr.R.Vijayaraghavan, Dr.Sandhya Shekhar and Mr.N.P.Mani are concerned or interested in the resolution to the extent of remuneration payable to them. No other Director / Key Managerial Personnel / their relatives is concerned / interested in the resolutions.

The relevant information required to be furnished under Section II of Part II of Schedule-V to the Act are furnished hereunder:

I. General Information

1. Nature of Industry : Auto Ancillary
2. Date or expected date of commencement of commercial production : Company was established in the year 1961 and commercial production was commenced more than five decades ago.
3. In case of new companies, expected date of commencement of activities as per project approved by financial institutions appearing in the prospectus : Not Applicable
4. Financial Performance based on given indicators : (Rs. Lakhs)

Particulars	31st Mar-2021	31st Mar-2020
Revenue from Operations (Net)	15,846.41	14,912.90
Other Income	554.10	714.99
Total	16,400.51	15,627.89
Profit Before Tax	374.77	139.64
Profit After Tax	394.49	164.54
Dividend Amount Paid	267.75	382.50
Percentage	70%	100%
Earnings Per Share (Rs.)	10.31	4.30
Share Capital	382.50	382.50
Reserves (Other equity)	18,201.33	16,955.01
Net Worth	18,583.83	17,337.51
Debt-Equity Ratio	0.00:1	0.00:1

The Company has declared dividends since inception without a break.

5. Foreign Investments / Collaborations if any
- | | | |
|-------------------------|---|----------------------------|
| Foreign Investments | : | Nil |
| Technical Collaborators | : | Daido Metal Company, Japan |

II. Information about the recipients of remuneration:

- Back-ground details:** After getting the resolution passed by the Share-holders, Mr.P.M.Venkatasubramanian, Mr.Krishna Srinivasan, Mr.R.Vijayaraghavan, Dr.Sandhya Shekhar and Mr.N.P.Mani will be in receipt of the remuneration for the present. Their back-ground details are furnished in the Corporate Governance Section under the heading "professional back-ground and skills / expertise / Competence of Directors".
- Past remuneration :** Details of remuneration paid for the non-executive Directors are furnished in the Corporate Governance Section under the heading "remuneration paid / payable to Executive and Non-Executive Directors for the year ended 31st March 2021".
- Recognition or Awards :** -----
- Job profile and their suitability :** The non-executive Directors have been drawn from different back-grounds viz, legal, risk management, soft-ware, engineering, taxation etc. Their contribution at the Board level will guide the company in its overall performance.
- Remuneration Proposed :** As stated in the resolution and in the statement of material facts provided under Section 102 of the Act respectively. The Company will pay the non-executive Directors on annual basis (within the limits specified in Schedule V to the Companies Act, 2013) based on recommendations of the Nomination and Remuneration Committee.
- Comparative remuneration with respect to industry, size of the Company, profile of the position and person (in case of expatriates, the relevant details would be with reference to the country of their origin):**
The remuneration currently paid is comparable in the industry and commensurate with the responsibilities handled by non-executive Directors in a listed entity.
- Pecuniary Relationship :** Nil

III. Other Information:

- Reason for Loss or inadequacy :** The resolution is primarily to facilitate the payment of remuneration to the non-executive Directors due to inadequacy of profit during their tenure which could be on account of economic slow-down and increase in input cost coupled with market competition.
- Steps taken or proposed to be taken for improvement :** As mentioned, it is only an enabling resolution
- Expected increase in productivity / profit in measurable terms :** Barring unforeseen circumstances, a growth of around 10% in profit before tax is anticipated.

IV. Disclosures : Are furnished in the Corporate Governance report in the Annual report.

Details of Mr.S.Narayanan, Whole-time Director who is seeking re-appointment at the 60th Annual General Meeting [Pursuant to Clause 36(3) of SEBI (Listing Obligations and Disclosure Requirements) Regulations, 2015].

Name	:	Mr.S.Narayanan
Date of Birth	:	12th July 1960
Date of appointment	:	1st November 2012
Qualifications	:	B.Sc. (Maths) from Madras University, B.Tech from Anna University and M.B.A. from Case Western Reserve University, USA
Experience from specific functional areas	:	Operations & Business Management
Directorships in other Companies	:	M/s.BBL Daido (P) Limited M/s.IPL Green Power (P) Limited M/s.Ootacamund Club (A Section-8 Company)

Details of other Committee membership(s) : Nil
No. of shares held in the company : 400
Relationship between Directors inter-se : Nil

Notes:

1. A Statement pursuant to Section 102 of the Companies Act, 2013, setting out all material facts relating to the relevant resolutions of this Notice is annexed herewith and the same should be taken as part of this Notice. Further, as required under Regulation 36(3) of the Securities and Exchange Board of India (Listing Obligations and Disclosure Requirements) Regulations, 2015 (hereinafter referred to as the "Listing Regulations") and the provisions of the Secretarial Standard No. 2 on General Meetings, a brief profile of the director proposed to be re-appointed has been set out in the Explanatory Statement to this Notice.
2. All relevant documents referred to in this Notice requiring the approval of the members at the meeting shall be available for inspection by the Members. Members who wish to inspect the documents are requested to send an email to vidhyashankar@bimite.co.in / csdept@bimite.co.in mentioning their Name, Folio no. / Client ID and DP ID, and the documents they wish to inspect, with a self-attested copy of their PAN card attached to the e-mail. The notice and the Annual Report are also available at the following link-<https://www.bimite.co.in/annualreport2021> (Company's website) and also at www.bseindia.com (official website of M/s.BSE Limited).
3. The register of members and Share Transfer Books of the Company under the physical mode will remain closed from 19th July 2021 to 21st July 2021 (both days inclusive). In the case of dematerialised shares, the Dividend that may be declared at the 60th Annual General Meeting will be paid to the members whose names appear in the Beneficiary Position list submitted by NSDL and CDSL as on 19th July 2021. In the case of other holders, the dividend amount will be paid to those whose names appear in the Register of Members as on the date of the 60th Annual General Meeting.
4. In case of joint holders attending the meeting, only such joint holder who is higher in the order of names will be entitled to vote, provided the votes are not already cast by remote e-voting by the first holder.
5. Members holding shares in dematerialized form are requested to intimate any change in their address or bank account details (including 9 digit MICR No., 11 digit IFSC code No., and core banking account No.,) to their respective Depository Participants with whom they are maintaining demat accounts.
6. Members holding shares in physical form are requested to send an email communication duly signed by all the holder(s) intimating about the change of address immediately to the R&T agent / Company along with the self-attested copy of their PAN Card(s), unsigned copy of the Cheque leaf where an active Bank account is maintained and the copy of the supporting documents evidencing change in address. Communication details of the Company's R&T agent are:

M/s.GNSA Infotech Private Limited	Tel: (044 – 42962025 / 42962026)
"Nelson Chambers", "F"- Block, STA Dept.,	E-mail: krishnakumar@gnsaindia.com
4th Floor, No.115, Nelson Manickam Road,	
Aminthakarai, Chennai - 600 029.	
7. As per Sections 124 and 125 of the Companies Act, 2013, the unpaid or unclaimed dividend amounts lying in unpaid dividend accounts for a period of seven (7) years from the date of its transfer to the unpaid dividend account and the underlying equity shares of such unpaid or unclaimed dividend amounts, are required to be transferred to the Investor Education and Protection Fund ("IEPF") established by the Central Government. The unclaimed dividend in respect of the financial year 2013-14 is in the process of being transferred to the IEPF in accordance with the provisions of Sections 124 and 125 of the Companies Act, 2013. The members, whose unclaimed dividends/shares have been already transferred to IEPF, may claim the same by making an online application to the IEPF Authority in Form IEPF-5 which is available in the IEPF's official website i.e. www.iepf.gov.in. For further details on this subject, the share-holders are requested to get in touch with the Company Secretary.
8. As per Rule 5 of IEPF (Accounting, Audit, Transfer and Refund) Rules, 2016 ("IEPF Rules"), information containing the names and the last known addresses of the persons entitled to receive the sums lying in the account referred to in Section 125(2) of the Act, the amount to which each person is entitled, due date for transfer to IEPF, etc. is provided by the Company on its website at the link <https://www.bimite.co.in/unpaid-dividend-details> and also on the website of the IEPF Authority. The concerned members are requested to verify the details of their unclaimed dividend, if any, from the said websites and lodge their claim with the Company's RTA, before the unclaimed dividends are transferred to the IEPF. The Company's RTA in this regard has also intimated by sending a communication to all the Members whose dividends have remained un-encashed, with a request to send the requisite documents to them for claiming un-encashed dividends.

9. Members can avail of the facility of nomination in respect of shares held by them in physical form pursuant to Section 72 of the Companies Act, 2013. Members desiring to avail this facility may send their nomination in the prescribed Form SH-13 in duplicate, duly filled in, to the R&T agent at the address mentioned above. The prescribed form in this regard may also be obtained from the RTA. Members holding shares in electronic form are requested to contact their Depository Participants directly for recording their nomination.
10. Members desiring any information relating to the annual accounts of the Company for the year ended 31st March 2021 are requested to send an email to the Company at vidhyashankar@bimite.co.in / csdept@bimite.co.in at least ten (10) days before the meeting.
11. In view of the massive outbreak of the Covid-19 pandemic, social distancing is a norm to be followed and pursuant to General Circular No.20/2020 Dt.5th May 2020 and 02/2021 Dt.13th January 2021, read with the circulars Dt.8th April 2020 and 13th April 2020 issued by the Ministry of Corporate Affairs (MCA) and in accordance with Circular Dt.12th May 2020 read with Circular Dt.15th January 2021 issued by the Securities and Exchange Board of India providing relaxations to the SEBI (Listing Obligations and Disclosure Requirements) Regulations, 2015 (collectively referred to as "Applicable Circulars"), physical attendance of the Members to the venue of the Company's 60th Annual General Meeting (hereinafter referred to as "60th AGM") is not required and the Annual General Meeting will be held through video conferencing (VC) or other audio visual means (OAVM). Hence, Members can attend and participate in the 60th AGM through VC/OAVM. Further it is informed that electronic copies of the Annual Report and the Notice of the 60th AGM inter alia indicating the process and manner of e-voting along with instructions to attend the Annual General Meeting through video-conferencing / other audio-visual means are being sent by email to those Members whose email addresses have been made available to the Company / RTA / Depository Participants as on 18th June 2021. For Members who have not registered their email addresses, kindly register the same by sending an e-mail to vidhyashankar@bimite.co.in as copies of the notice to the 60th AGM as well as the other documents will not be sent to them in physical mode and will be sent only by e-mail, in view of the impact of Covid-19 pandemic and also as per instructions available in the Applicable Circulars.
12. Pursuant to the Circular No.14/2020 Dt. 8th April 2020 issued by the Ministry of Corporate Affairs, the facility to appoint proxy to attend and cast vote for the members is not available for the 60th AGM. However, the Body Corporates are entitled to appoint authorised representatives to attend the 60th AGM through VC/OAVM and participate thereat and cast their votes through e-voting.
13. The Members can join the 60th AGM in the VC/OAVM mode 15 minutes before and after the scheduled time of the commencement of the Meeting by following the procedure mentioned in the Notice. The facility of participation at the 60th AGM through VC/OAVM will be made available for 1000 members on first come first served basis. This will not include large shareholders (shareholders holding 2% or more shareholding), Promoters, Institutional Investors, Directors, Key Managerial Personnel, the Chairpersons of the Audit Committee, Nomination and Remuneration Committee and Stakeholders Relationship Committee, Auditors etc. who are allowed to attend the 60th AGM without restriction on account of first come first served basis.
14. The attendance of the Members attending the 60th AGM through VC/OAVM will be counted for the purpose of reckoning the quorum under Section 103 of the Companies Act, 2013.
15. Pursuant to the provisions of Section 108 of the Companies Act, 2013 read with Rule 20 of the Companies (Management and Administration) Rules, 2014 (as amended) and Regulation 44 of SEBI (Listing Obligations & Disclosure Requirements) Regulations, 2015 (as amended), and the Circulars issued by the Ministry of Corporate Affairs, the Company is providing facility of remote e-Voting to its Members in respect of the business to be transacted at the 60th AGM. For this purpose, the Company has entered into an agreement with National Securities Depository Limited (NSDL) for facilitating voting through electronic means, as the authorized agency. The facility of casting votes by a member using remote e-Voting system as well as venue voting on the date of the 60th AGM will be provided by NSDL.
16. In line with the Ministry of Corporate Affairs (MCA) Circular No. 17/2020 Dt. 13th April 2020, the Notice calling the 60th AGM has been uploaded on the website of the Company at www.bimite.co.in. The Notice can also be accessed from the website of M/s.BSE Limited at www.bseindia.com and the Notice is also available on the website of NSDL (agency for providing the Remote e-Voting facility) i.e. www.evoting.nsdl.com.

The Instructions for members for Remote E-Voting and joining the 60th General Meeting are as under:-

The remote e-voting period begins on Sunday, 18th July 2021 at 09:00 A.M. and ends on Tuesday, 20th July 2021 at 05:00 P.M. The remote e-voting module shall be disabled by NSDL for voting thereafter. The Members, whose names appear in the Register of

Members / Beneficial Owners as on the record date (cut-off date) i.e. 14th July 2021, may cast their vote electronically. The voting right of shareholders shall be in proportion to their share in the paid-up equity share capital of the Company as on the cut-off date, i.e., 14th July 2021. Cut-off date is for determining the eligibility to vote by electronic means or at the meeting. A person who is not a member as on the cut-off date should treat this Notice for information only.

Steps to be followed to vote electronically using NSDL's e-Voting system:




The way to vote electronically on NSDL e-Voting system consists of “Two Steps” which are mentioned below:

Step 1: Access to NSDL's e-Voting system

A) Login method for e-Voting and joining virtual meeting for Individual shareholders holding securities in demat mode:

In terms of SEBI circular Dt. 9th December 2020 on e-Voting facility provided by Listed Companies, Individual shareholders holding securities in demat mode are allowed to vote through their demat account maintained with Depositories and Depository Participants. Shareholders are advised to update their mobile number and email ID in their demat accounts in order to access e-Voting facility.

Login method for Individual shareholders holding securities in demat mode is given below:

Type of shareholders	Login Method
Individual Shareholders holding securities in demat mode with NSDL	<ol style="list-style-type: none"> Existing IDeAS user can visit the e-Services website of NSDL viz. https://eservices.nsd.com either on a Personal Computer or on a mobile. On the e-Services home page click on the “Beneficial Owner” icon under “Login” which is available under 'IDeAS' section and this will prompt you to enter your existing User ID and Password. After successful authentication, you will be able to see e-Voting services under Value added services. Click on “Access to e-Voting” under e-Voting services and you will be able to see e-Voting page. Click on company name i.e. Bimetal Bearings Limited or e-Voting service provider i.e. NSDL and you will be re-directed to e-Voting website of NSDL for casting your vote during the remote e-Voting period or joining virtual meeting & voting during the meeting. If you are not registered for IDeAS e-Services, option to register is available at https://eservices.nsd.com. Select “Register Online for IDeAS Portal” or click at https://eservices.nsd.com/SecureWeb/IdeasDirectReg.jsp Visit the e-Voting website of NSDL. Open web browser by typing the following URL: https://www.evoting.nsd.com/ either on a Personal Computer or on a mobile. Once the home page of e-Voting system is launched, click on the icon “Login” which is available under 'Shareholder/Member' section. A new screen will open. You will have to enter your User ID (i.e. your 16 digit demat account number), Password/OTP and a Verification Code as shown on the screen. After successful authentication, you will be redirected to NSDL Depository site wherein you can see e-Voting page. Click on company name or e-Voting service provider i.e. NSDL and you will be redirected to e-Voting website of NSDL for casting your vote during the remote e-Voting period or joining virtual meeting & voting during the meeting. Shareholders/Members can also download NSDL Mobile App “NSDL Speede” facility by scanning the QR code mentioned below for seamless voting experience. <div style="text-align: center;"> <p>NSDL Mobile App is available on</p>    </div>

Type of shareholders	Login Method
Individual Shareholders holding securities in demat mode with CDSL	<ol style="list-style-type: none"> Existing users who have opted for Easi / Easiest, can login through their user id and password, wherein there is an option to reach the e-Voting page without any further authentication. The URL for users to login to Easi / Easiest are https://web.cdslindia.com/myeasi/home/login_or www.cdslindia.com and click on New System Myeasi. After successful login of Easi/Easiest the user will be also able to see the E Voting Menu. The Menu will have links of e-Voting service provider i.e. NSDL. Click on NSDL to cast your vote. If the user is not already registered for Easi/Easiest, option to register is available at https://web.cdslindia.com/myeasi/Registration/EasiRegistration Alternatively, the user can directly access the e-Voting page by providing demat Account Number and PAN No. from a link in www.cdslindia.com home page. The system will authenticate the user by sending OTP on registered Mobile & Email as recorded in the demat Account. After successful authentication, user will be provided links for the respective ESP i.e. NSDL where the e-Voting is in progress.
Individual Shareholders (holding securities in demat mode) login through their depository participants	You can also login using the login credentials of your demat account through your Depository Participant registered with NSDL/CDSL for e-Voting facility. Upon logging in, you will be able to see e-Voting option. Click on e-Voting option, you will be redirected to NSDL/CDSL Depository site after successful authentication, wherein you can see the e-Voting feature. Click on company name or e-Voting service provider i.e. NSDL and you will be redirected to e-Voting website of NSDL for casting your vote during the remote e-Voting period or joining virtual meeting & voting during the meeting.

Important note:

Members who are unable to retrieve User ID/ Password are advised to use Forget User ID and Forget Password option available at above mentioned website.

Helpdesk for Individual Shareholders holding securities in demat mode for any technical issues related to login through Depository (i.e. with NSDL and CDSL).

Login type	Helpdesk details
Individual Shareholders holding securities in demat mode with NSDL	Members facing any technical issue in login can contact NSDL helpdesk by sending a request at evoting@nsdl.co.in or call at toll free no.: 1800 1020 990 and 1800 22 44 30
Individual Shareholders holding securities in demat mode with CDSL	Members facing any technical issue in login can contact CDSL helpdesk by sending a request at helpdesk.evoting@cdslindia.com or contact at 022- 23058738 or 022-23058542-43

B) Login method for e-Voting and joining virtual meeting for shareholders other than Individual shareholders holding securities in demat mode and shareholders holding securities in physical mode.

Log-in to NSDL e-Voting website :

- Visit the e-Voting website of NSDL. Open web browser by typing the following URL: <https://www.evoting.nsdl.com/> either on a Personal Computer or on a mobile.

2. Once the home page of e-Voting system is launched, click on the icon “Login” which is available under 'Shareholder/Member' section.
3. A new screen will open. You will have to enter your User ID, your Password/OTP and a Verification Code as shown on the screen.
Alternatively, if you are registered for NSDL eservices i.e. IDEAS, you can log-in at <https://eservices.nsdl.com/> with your existing IDEAS login. Once you log-in to NSDL eservices after using your log-in credentials, click on e-Voting and you can proceed to Step 2 i.e. Cast your vote electronically.

4. Your User ID details are given below :

Manner of holding shares i.e. Demat (NSDL or CDSL) or Physical	Your User ID is:
1. For members who hold shares in demat Account with NSDL	8 Character DP ID followed by 8 Digit Client ID. For example, if your DPID is IN300***** and Client ID is 12***** then your user ID is IN300*** 12*****
2. For members who hold shares in demat Account with CDSL	16 Digit Beneficiary ID For example, if your Beneficiary ID is 12***** then your user ID is 12*****
3. For members holding shares in Physical form.	EVEN Number followed by Folio Number registered with the Company For example, if EVEN is 123456 and folio number is BL **** then user ID is 123456BL****

5. Password details for shareholders other than Individual shareholders are given below:
 - a) If you are already registered for e-Voting, then you can use your existing password to login and cast your vote.
 - b) If you are using NSDL e-Voting system for the first time, you will need to retrieve the 'initial password' which was communicated to you. Once you retrieve your 'initial password', you need to enter the 'initial password' and the system will force you to change your password.
 - c) How to retrieve your 'initial password'?
 - (i) If your email ID is registered in your demat account or with the company, your 'initial password' is communicated to you on your email ID. Trace the email sent to you from NSDL from your mailbox. Open the email and open the attachment i.e. a .pdf file. Open the .pdf file. The password to open the .pdf file is your 8 digit client ID for NSDL account, last 8 digits of client ID for CDSL account or folio number for shares held in physical form. The .pdf file contains your 'User ID' and your 'initial password'.
 - (ii) If your email ID is not registered, please follow steps mentioned below **in process for those shareholders whose email IDs are not registered.**
6. If you are unable to retrieve or have not received the “ Initial password” or have forgotten your password:
 - a) Click on “**Forgot User Details/Password?**”(If you are holding shares in your demat account with NSDL or CDSL) option available on www.evoting.nsdl.com.
 - b) **Physical User Reset Password?** (If you are holding shares in physical mode) option available on www.evoting.nsdl.com.
 - c) If you are still unable to get the password by aforesaid two options, you can send a request at evoting@nsdl.co.in mentioning your demat account number/folio number, your PAN, your name and your registered address etc.
 - d) Members can also use the OTP (One Time Password) based login for casting the votes on the e-Voting system of NSDL.
7. After entering your password, tick on Agree to “Terms and Conditions” by selecting on the check box.
8. Now, you will have to click on “Login” button.
9. After you click on the “Login” button, Home page of e-Voting will open.

Step 2: Cast your vote electronically and join General Meeting on NSDL e-Voting system.

How to cast your vote electronically and join General Meeting on NSDL e-Voting system?

1. After successful login at Step 1, you will be able to see all the companies “EVEN” in which you are holding shares and whose voting cycle and General Meeting is in active status.
2. Select “EVEN” of company i.e. 116174 for which you wish to cast your vote during the remote e-Voting period and casting your vote during the General Meeting. For joining virtual meeting, you need to click on “VC/OAVM” link placed under “Join General Meeting”.
3. Now you are ready for e-Voting as the Voting page opens.
4. Cast your vote by selecting appropriate options i.e. assent or dissent, verify/modify the number of shares for which you wish to cast your vote and click on “Submit” and also “Confirm” when prompted.
5. Upon confirmation, the message “Vote cast successfully” will be displayed.
6. You can also take the printout of the votes cast by you by clicking on the print option on the confirmation page.
7. Once you confirm your vote on the resolution, you will not be allowed to modify your vote.

General Guidelines for shareholders

1. Institutional shareholders (i.e. other than individuals, HUF, NRI etc.) are required to send scanned copy (PDF/JPG Format) of the relevant Board Resolution/ Authority letter etc. with attested specimen signature of the duly authorized signatory(ies) who are authorized to vote, to the Scrutinizer by e-mail to sankar@ksrandco.in with a copy marked to evoting@nsdl.co.in.
2. It is strongly recommended not to share your password with any other person and take utmost care to keep your password confidential. Login to the e-voting website will be disabled upon five unsuccessful attempts to key in the correct password. In such an event, you will need to go through the “Forgot User Details/Password?” or “Physical User Reset Password?” option available on www.evoting.nsdl.com to reset the password.
3. In case of any queries, you may refer the Frequently Asked Questions (FAQs) for Shareholders and e-voting user manual for Shareholders available at the download section of www.evoting.nsdl.com or call on toll free no.: 1800 1020 990 and 1800 22 44 30 or send a request to Ms.Sarita Mote, Assistant Manager, NSDL, 4th Floor, 'A' Wing, Trade World, Kamala Compound, Senapati Bapat Marg, Lower Parel, Mumbai – 400 013, e-mail: evoting@nsdl.co.in.

Process for those shareholders whose e-mail IDs are not registered with the depositories for procuring user id and password and registration of e mail IDs for e-voting for the resolutions set out in this notice:

1. In case shares are held in physical mode, a request can be made by providing details of Folio No., Name of shareholder, scanned copy of the share certificate (front and back), PAN (self- attested scanned copy of PAN card), AADHAR (self-attested scanned copy of Aadhar Card) by email to vidhyashankar@bimite.co.in.
2. In case shares are held in demat mode, please provide DPID-CLID (16 digit DPID + CLID or 16 digit beneficiary ID), Name, client master or copy of Consolidated Account statement, PAN (self-attested scanned copy of PAN card), AADHAR (self-attested scanned copy of Aadhar Card) to vidhyashankar@bimite.co.in. If you are an Individual shareholders holding securities in demat mode, you are requested to refer to the login method explained at step 1(A) i.e. **Login method for e-Voting and joining virtual meeting for Individual shareholders holding securities in demat mode.**
3. Alternatively shareholder/members may send a request to evoting@nsdl.co.in for procuring user id and password for e-voting by providing above mentioned documents.
4. In terms of SEBI circular dated December 9, 2020 on e-Voting facility provided by Listed Companies, Individual shareholders holding securities in demat mode are allowed to vote through their demat account maintained with Depositories and Depository Participants. Shareholders are required to update their mobile number and email ID correctly in their demat account in order to access e-Voting facility.

The Instructions for members for E-Voting on the day of the Company's 60th AGM are as under:-

1. The procedure for e-Voting on the day of the 60th AGM is same as the instructions mentioned above for remote e-voting.
2. Only those Members/ shareholders, who will be present in the 60th AGM through VC/OAVM facility and have not casted their vote on the Resolutions through remote e-Voting and are otherwise not barred from doing so, shall be eligible to vote through e-Voting system in the meeting.
3. Members who have voted through Remote e-Voting will be eligible to attend the 60th AGM. However, they will not be eligible to vote at the meeting.
4. The details of the person who may be contacted for any grievances connected with the facility for e-Voting on the day of the 60th AGM shall be the same person mentioned for Remote e-voting.

Instructions for members for attending the Company's 60th AGM through VC/OAVM are as under:

1. Member will be provided with a facility to attend the Company's 60th AGM through VC/OAVM through the NSDL e-Voting system. Members may access by following the steps mentioned above for Access to NSDL e-Voting system. After successful login, you can see “**VC/OAVM link**” placed under “**Join General meeting**” menu against company name. You are requested to click on VC/OAVM link placed under Join General Meeting menu. The link for VC/OAVM will be available in Shareholder/Member login where the EVEN of Company i.e. 116174 will be displayed. Please note that the members who do not have the User ID and Password for e-Voting or have forgotten the User ID and Password may retrieve the same by following the remote e-Voting instructions mentioned in the notice to avoid last minute rush.
2. Members are encouraged to join the Meeting through Laptops for better experience.
3. Further Members will be required to allow Camera and use Internet with a good speed to avoid any disturbance during the meeting.
4. Please note that Participants Connecting from Mobile Devices or Tablets or through Laptop connecting via Mobile Hotspot may experience Audio/Video loss due to Fluctuation in their respective network. It is therefore recommended to use Stable Wi-Fi or LAN Connection to mitigate any kind of aforesaid glitches.
5. Shareholders who would like to express their views/have questions may send their questions in advance mentioning their name demat account number/folio number, email ID, mobile number at vidhyashankar@bimite.co.in. The same will be replied by the company suitably.

Speaker Registration for the Company's 60th Annual General Meeting:

Members who would like to express their views or ask questions during the 60th AGM may register themselves as a speaker by sending their request from their registered e-mail address mentioning their Name, DPID / CLID, Folio No., PAN No., Mobile No. to vidhyashankar@bimite.co.in on or before Wednesday, 14th July 2021. Those members who have registered themselves as a speaker will be allowed to express their views / ask questions during the meeting. The Company reserves the right to restrict the number of speakers depending on the availability of time for the meeting.

Voting Results :

Mr.V.R.Sankaranarayanan, Partner, KSR & Co. Company Secretaries LLP has been appointed as the Scrutinizer to scrutinize the e-voting process in a fair and transparent manner.

The results of the voting will be announced within 48 hours after the conclusion of the meeting and will be communicated to M/s.BSE Limited, Mumbai. Further the voting results will also be displayed in the company's website www.bimite.co.in immediately.

Since the AGM will be held through VC / OAVM, the Route Map is not annexed to this notice.

BIMETAL BEARINGS LIMITED

CIN: L29130TN1961PLC004466

REPORT OF DIRECTORS

Your Directors have pleasure in presenting the Sixtieth Annual Report covering the operations for the year ended 31st March 2021 together with the accounts and Auditors' Report thereon.

FINANCIAL RESULTS:

	Year ended 31-03-2021 (Rs. in Lakhs)	Year ended 31-03-2020 (Rs. in Lakhs)
Net Revenue	15,846.41	14,912.90
Profit before Interest, Depreciation and Taxation	973.30	714.95
Less: Interest	47.69	8.32
Depreciation	550.84	566.99
Profit before Tax	374.77	139.64
Less: Taxation [including Deferred Tax]	(19.72)	(24.90)
Profit after Tax	394.49	164.54
Other Comprehensive Income	1,119.59	(503.18)
Total Comprehensive Income for the year	1,514.08	(338.64)
Earnings per share (INR) (Basic & Diluted)	10.31	4.30

Operations:

The national lockdown enforced by the Government in order to contain the spread of the virus impacted the operations during the first quarter of the year. The resumption of operations was staggered and the Company had to ensure a safe and secure environment for the operations to be resumed. The demand from OEM's started to pick-up during the middle of second quarter with most OEM's resuming operations albeit at varied levels of utilization. There was a V shaped recovery for the industry during the third and fourth quarters of the last year. The demand in segments like tractors, passenger cars and two wheelers were robust. The M&HCV segment had a negative growth but the LCV market was buoyant. The year however saw the products and intermediaries achieve a growth of 6.26% over the previous year. Exports of intermediaries were robust during the second half of the year.

The migration to BS VI had been implemented by all vehicular manufacturers. The company has seamlessly adopted technologies to supply to these engines. The company also engaged in development of many new platforms during the last year some of which will have commercial introduction during the current year. The current year forecast is expected to be better with progressive improvements.

Dividend:

Your Directors recommend a dividend of Rs.8/- per share (previous year: Rs.7/- per share) on the paid up capital for the financial year ended 31st March 2021.

Reserves:

Your Directors have not recommended any transfer to the General Reserve for the year ended 31st March 2021 and hence the General Reserve remains at Rs.14,553.81 Lakhs.

Transfer of Unclaimed Dividend to Investors Education and Protection Fund:

Pursuant to the provisions of Section 125(2) of the Companies Act, 2013, the Company has transferred the unclaimed dividend amounts referable to the year ended 31st March 2013 to the credit of the Investor Education and Protection Fund during the year under review well before their respective due dates. The shares on which dividend / corporate action remained unclaimed for a period of seven years were also transferred to the designated account of the IEPF.

Consolidated Financial Statements:

The consolidated financial statements of your Company for the financial year 2020-21 are prepared in compliance with applicable provisions of the Companies Act, 2013 read with the Rules issued there under, applicable accounting standards and the provisions of SEBI (Listing Obligations and Disclosure Requirements) Regulations, 2015. The consolidated financial statements of your Company take into account the financial statement prepared by the respective management of M/s.BBL Daido Private Limited, a Joint Venture Company and M/s.IPL Green Power Limited, an Associate Company.

Subsidiaries, Associates and Joint Ventures:

M/s.BBL Daido (P) Ltd., a Joint Venture Company with M/s.Daido Metal Company Limited, Japan has achieved a turn-over of Rs.8,944.41 Lakhs and earned a profit / (loss) of Rs.(65.68) Lakhs and Rs.(39.94) Lakhs before and after taxes respectively for the year 2020-21 as against a turnover of Rs.8,548.92 Lakhs and a profit before and after tax of Rs.104.86 Lakhs and Rs.75.97 Lakhs respectively for the previous year 2019-20. The Investments made by the company in the Joint Venture company has been giving satisfactory returns. M/s. IPL Green Power Ltd., an Associate of the Company is under the process of voluntary liquidation under Section 59 of the Insolvency and Bankruptcy Code, 2016 (IBC 2016) and is under process of voluntary winding up. Pursuant to Section 129(3) of the Companies Act, 2013 read with Rule 5 of the Companies (Accounts) Rules, 2014 a statement containing the salient features of the financial statements of the Company's Associates/Joint Ventures in Form AOC-1 is attached as Annexure - H to this report.

Deposits:

The company did not accept any deposits within the meaning of provisions of Chapter V– Acceptance of Deposits by Companies under the Companies Act, 2013 read with the Companies (Acceptance of Deposits) Rules, 2014 and its subsequent amendments.

Directors and Key Managerial Personnel and Independent Directors:

All the Independent Directors of the Company have declared that they meet the criteria of Independence in terms of Section 149(6) of the Companies Act, 2013 and the applicable provisions of the SEBI (LODR) Regulations, 2015 and there is no change in their status of Independence.

Mr. N.Venkataramani, Non-Executive Director ceased to be a Director with effect from 1st August 2020 on account of his demise and the Board of Directors place on record the immense contribution rendered by Mr.N.Venkataramani during his tenure as a Director and also to the various Committees of the Board. Mr.N.Venkataramani played a significant role in technology upgradation which the company undertook to stay relevant and current to supply parts to OEM customers. Further the 2nd term of Mr.P.M.Venkatasubramanian as an Independent Director comes to an end on 21st July 2021. As he is not eligible for re-appointment beyond 2 terms as an Independent Director, the Board wishes to place on record the contribution made by Mr.P.M.Venkatasubramanian who has been associated with the Company since December 2005, as an Independent Director and also a Chairperson in the Audit and Nomination & Remuneration Committees.

Mr.S.Narayanan, Whole-time Director is retiring at the ensuing Annual General Meeting and being eligible offers himself for re-appointment.

Mr. N. Venkataraman, Chief Financial Officer of the company relinquished his position on 31st March 2021 and in his place, Mr. R. Natarajan was appointed as the Chief Financial Officer of the company with effect from 1st April 2021.

Further the disclosures as stipulated under Section 178(3) and other applicable provisions of the Companies Act, 2013 are placed in the Company's website and the necessary disclosures are made in the Corporate Governance Section.

Auditors:

M/s.Fraser & Ross, Chartered Accountants (Firm Regn. No.: 000829S) are the Statutory Auditors of the Company for the period of 5 years from the conclusion of 56th Annual General Meeting until the conclusion of the 61st Annual General Meeting. The Company has obtained necessary certificate under Section 141 of the Act conveying their eligibility for being statutory auditors of the Company for the year 2021-22.

Cost Auditors:

The Board had appointed M/s.C.S.Hanumantha Rao & Co., (Regn. No.: 000216) as Cost Auditors for the financial year 2021-22 to carry out the cost audit of the products manufactured by the Company. Your Company is maintaining cost records as specified by the Central Government under sub-section (1) of section 148 of the Companies Act, 2013. The remuneration payable to the Cost Auditors for the year 2021-22 is being placed for the approval of the shareholders. The Cost Audit report for the financial year 2019-20 was filed in the MCA Website on 13th October 2020.

Internal Auditors:

M/s.Gopalaiyer & Subramanian, Chartered Accountants, Coimbatore are the Internal Auditors of the Company for the year 2021-22.

Secretarial Audit:

Pursuant to provisions of Section 204 of the Companies Act, 2013 read with Rule 9 of the Companies (Appointment and Remuneration of Managerial Personnel) Rules 2014, your Company has engaged the services of M/s.KSR & Co Company Secretaries LLP to conduct the Secretarial Audit of the Company for the financial year ended 31st March 2021. The Board noted the observations made by the Secretarial Auditors for future confirmation to the requirements. The Secretarial Audit Report is attached as Annexure-E to this Report.

Policies:

In accordance with the requirements of the Companies Act, 2013, the Listing Agreement and SEBI (LODR) Regulations, 2015, the Board of Directors of the Company has framed the required policies and the policies wherever mandated, are uploaded on the company's website, under the web-link <http://www.bimite.co.in/policies>. Further details of policies are also furnished in the Corporate Governance report attached as Annexure -B to this report.

Change in the nature of business, material changes and commitments affecting the financial position and material orders passed:

There were no changes in the nature of the business and commitments affecting the financial position during the year under review. There were no significant orders passed by Regulators or Courts or Tribunals which would impact the going concern status of the Company.

The Management has considered possible effects, if any, that may result from the pandemic relating to Covid-19 on the carrying amounts of its assets. In developing the assumptions and estimates relating to the uncertainties as at the Balance Sheet date, in relation to the recoverable amounts of these assets, the Management has considered the economic conditions prevailing as at the date of approval of these financial results i.e., 17th June 2021 and has used internal and external sources of information to the extent determined by it. The actual outcome of these assumptions and estimates may vary in future due to the impact of the pandemic.

Particulars of Employees and related disclosures:

The disclosures pertaining to remuneration and other details as required under Section 197(12) of the Companies Act, 2013 read with Rule 5(1), (2) & (3) of the Companies (Appointment and Remuneration of Managerial Personnel), Rules, 2014 and having regard to the provisions of Section 136(1) read with and its relevant proviso of the Companies Act, 2013, the Annual Report excluding the aforesaid information is being sent to the members of the Company. The said

information is available for inspection at the Registered Office of the Company during working hours and any member is interested in obtaining such information may write to the Company Secretary and the same will be furnished free of cost. Further a comparative analysis of remuneration paid to Directors and employees with the Company's performance is given as Annexure - G to this Report.

Board meetings held during the year:

During the year ended 31st March 2021, 5 meetings of the Board of Directors were held. The details of the meetings, composition of the Board, its committees and the attendance by the Directors are furnished in the Corporate Governance Report which is attached as Annexure-B to this Report.

Extract of Annual Return:

An extract of Annual Return in Form MGT-9 as on 31st March 2021 has been uploaded in the company's website i.e. www.bimite.co.in

Particulars of loans, guarantees or investments under Section 186 of the Companies Act, 2013:

The Company has not either given / taken any loans, guarantees under Section 186 of the Companies Act, 2013.

Related Party Transactions:

All transactions entered by the Company with Related Parties were in the ordinary course of business and at arm's length pricing basis. The Audit Committee granted prior approval for the transactions and the same are being reviewed by the Audit Committee and the Board of Directors at regular intervals. There were no materially significant transactions with related parties during the financial year 2020-21 which were in conflict with the interest of the Company. The details of the transactions with related parties are given in Note No. 36 of the financial statements.

Risk Management:

The Company has constituted a Risk Management Committee. The Committee takes care of the external and internal risks associated with the Company. The Board of Directors oversees the Risk Management process including risk identification, impact assessment, effective implementation of the mitigation plans and risk reporting.

Board Evaluation:

Pursuant to the provisions of the Companies Act, 2013 and SEBI (LODR) Regulations, 2015, Independent Directors at their meeting held on 12th February 2021 considered / evaluated the Board's performance, Committees and performance of the Chairman and other non-independent Directors. The Board has undergone a formal review which comprised Board effectiveness and allied subjects. The Board also reviewed the workings of the various committees and sub-committees without participation of the concerned Directors / Members.

Internal Financial Control Systems and their Adequacy:

Details of the same are provided in the Management Discussion and Analysis Report attached as Annexure-D to this Report.

Research and Development, Conservation of Energy, Technology Absorption, Foreign Exchange Earnings and Outgo:

Your Company continues to focus on Research and Development activities with specific reference to fuel efficiency, vehicle performance and study of Tribology of our products. The particulars prescribed under Section 134 of the Companies Act, 2013 read with Rule 8(3) of the Companies (Accounts) Rules, 2014, relating to Conservation of Energy, Technology Absorption, Foreign Exchange Earnings and Outgo are furnished in Annexure-A to this Report.

Corporate Governance:

Your Company is fully compliant with the Corporate Governance guidelines, as laid out in SEBI (LODR) Regulations, 2015. The details of the Code of Conduct are furnished in the Corporate Governance Report attached as Annexure-B to this Report. The Secretarial Auditors of the Company have examined the requirements of Corporate Governance with reference to the provisions of SEBI (LODR) Regulations, 2015 and have certified the compliance, as required under SEBI (LODR) Regulations, 2015. The Certificate in this regard is attached as Annexure-C to this Report.

Internal Complaints Committee:

The Company has put in place a policy for prevention, prohibition and redressal against sexual harassment of women at the work place to protect women employees and enable them to report sexual harassment at the work place. No complaints were received from any employee during the year ended 31st March 2021.

Corporate Social Responsibility (CSR) initiatives:

Pursuant to Section 135 of the Companies Act, 2013 read with the Companies (Corporate Social Responsibility Policy) Rules, 2014 and its subsequent amendments, your Company framed a Policy on Corporate Social Responsibility and an amount of Rs.23.00 Lakhs was spent towards Corporate Social Responsibility obligations and the relevant details are provided in Annexure-F to this Report.

Vigil Mechanism:

Pursuant to Section 177(9) of the Companies Act, 2013 read with Rule 7 of the Companies (Meetings of Board and its Powers) Rules, 2014 and SEBI (LODR) Regulations, 2015, the Board of Directors had approved the Policy on Vigil Mechanism which inter-alia provides a direct access to the Chairman of the Audit Committee. Your Company hereby affirms that no Director / employee has been denied access to the Chairman of the Audit Committee and that no complaints were received during the year.

Directors' Responsibility Statement:

The Board of Directors acknowledges the responsibility for ensuring compliance with the provisions of Section 134(3)(c) read with 134(5) of the Companies Act, 2013 in the preparation of financial statements for the year ended 31st March 2021 and state that:

- (a) in the preparation of the annual accounts, the applicable Accounting Standards had been followed along with proper explanation relating to material departures.
- (b) the Directors had selected such accounting policies and applied them consistently and judgments and estimates that are reasonable and prudent so as to give a true and fair view of the state of affairs of the Company at the end of the financial year and of the Profit of the Company for that period.
- (c) the Directors had taken proper and sufficient care for the maintenance of the adequate accounting records in accordance with the provisions of the Companies Act, 2013 for safeguarding the assets of the Company and for preventing and detecting fraud and other irregularities.
- (d) the Directors had prepared the annual accounts on a going concern basis.
- (e) the Directors had laid down proper internal financial controls to be followed by the Company and that such internal financial controls are adequate and were operating effectively, and
- (f) the Directors had devised proper systems to ensure compliance with the provisions of all applicable laws and that such systems are operating effectively.

Other Statutory Statements:

- (a) The Auditors of the Company have not reported any fraud as specified under Section 143(12) of the Act, 2013.
- (b) Secretarial Standards - The Company has complied with the applicable Secretarial Standards as amended from time to time.

Acknowledgment:

The Directors wish to express their appreciation for the continued co-operation of the Central and State Governments, Bankers, customers, dealers, suppliers, share-holders and also the valuable support received from M/s.Daido Metal Company, Japan. The Directors also wish to thank all the employees for their contribution, support and continued co-operation throughout the year.

For and on behalf of the Board

S.Narayanan
Whole-time Director
(DIN 03564659)

Coimbatore
17th June 2021

For and on behalf of the Board

A.Krishnamoorthy
Managing Director
(DIN 00001778)

Chennai
17th June 2021

ANNEXURE- A TO THE DIRECTORS' REPORT:

**PARTICULARS OF CONSERVATION OF ENERGY,
TECHNOLOGY ABSORPTION & FOREIGN EXCHANGE EARNINGS AND OUTGO FOR THE YEAR 2020-2021**

A) Conservation of energy

i) Energy conservation measures taken

The manufacturing plants at various locations have continued their efforts to reduce the energy consumption. Energy conservation initiatives are being planned and implemented across manufacturing locations. Apart from regular practices and measures for energy conservation, many new initiatives were driven across all the units. Some of the key measures taken in all the plants are as follows :

- Electrical energy conservation with the use of LED in place of regular lamps.
- Optimizing compressed air network including replacement of Compressed air system (VFD).
- Improvement in power factor by installing real time detuned power factor control panels.

ii) The steps taken by the company for utilizing alternate sources of energy – Nil

iii) The capital Investment on Energy conservation equipment

The Company has spent Rs. 89.70 Lakhs as capital investment on energy conservation equipment /activities during the financial year 2020-2021

B) Technology Absorption

i) The efforts made by the company towards technology absorption

Company has developed latest "Materials & Technology" to meet the growing challenges. The company successfully became partners in developing first Indian battle tank Engine under "Athmanirbhar Bharat". Also have completed successful supplies for defence vehicles engines, including new generation IGV Trucks.

Newer Materials development

- The needs have been changing dynamically as there has been big impact of changes with respect to,
 - Increased load condition to bearings
 - Newer emission norms
 - Fuel efficiency
 - Customer expectations
- Company has invested in the area of indigenization of powders & develops powders with latest Technology.
- Latest high strength material in Copper alloy, with higher load carrying capacity, has been developed.
- Latest materials in Alu tin with higher load carrying capacity has been developed and validated and successfully implemented.
- All the above materials have been successfully implemented for BS-VI/Trem-4/Trem-5 engines.

Technology Implementation

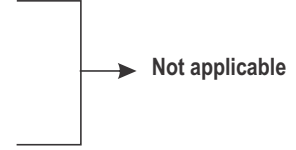
- BBL R&D has acquired requisite knowledge and enhanced application skills to meet the global level developments.
- R&D activities are strengthened to support the technology requirement. .
- BBL has successfully acquired business for supply of products to MNCs / Global standard engines.
- New generation production equipment with latest features have been installed to produce high quality products

ii) The benefit derived like product improvement, cost reduction, product development or import substitution.

- There have been challenges with the change in technology. BBL is working towards performance improvement to fulfill these requirements.
- Product quality enhancement to meet the life time of engine / Vehicle.
- BBL is able to give VAVE / Cost reduction solutions to customers.
- New bearings and bushes developed for emerging applications at Global level.

iii) In case of imported technology (imported during the last three years reckoned from the beginning of the financial year)

- a) The details of technology imported
- b) The year of import
- c) Whether the technology been fully absorbed
- d) If not fully absorbed, areas where absorption has not taken place, and the reason thereof:



iv) The expenditure incurred on Research and Development (Rs. Lakhs)

Particulars	2020-2021	2019-2020
Capital	-	4.24
Revenue	69.31	82.67
Total	69.31	86.91

C) Foreign Exchange earnings and outgo.

The Foreign exchange earned in terms of actual inflows during the year and the foreign exchange outgo during the year in term of actual outflows :

Foreign exchange earned in terms of actual inflows during the year 2020-2021 was Rs. 3145.64 Lakhs (Equivalent value of various currencies)

Foreign exchange outgo in terms of actual outflows during the year 2020-2021 was Rs. 3055.05 Lakhs (Equivalent value of various currencies)

ANNEXURE-B TO DIRECTORS' REPORT – REPORT ON CORPORATE GOVERNANCE

BIMETAL BEARINGS LIMITED

CIN: L29130TN1961PLC004466

01) Company's Philosophy on code of governance:

Corporate Governance continues to be a strong focus area for the Company. Our philosophy on Corporate Governance emanates from resolute commitment to protect stakeholder rights and interests, proactively manage risks and create long-term wealth and value. It permeates in all aspects of working - workplace management, market place responsibility, community engagement and business decision.

02) Board of Directors:

The Board of Directors of the company comprises of qualified members with requisite skills, competence and expertise in various areas that allows them to have effective contribution in the Board and committee deliberations. They possess the skills and competence in various areas like Technology, Finance, Legal, Taxation, Leadership, Marketing with diversified experience contributing to the effective corporate governance by the Company.

(a) The Board consisted of the following Directors as on 31st March 2021:

Executive Directors:

Mr.A.Krishnamoorthy, Managing Director (DIN 00001778)

Mr.S.Narayanan, Whole-time Director (DIN 03564659)

Non-Executive Director:

Mr.N.P.Mani (DIN 00675741)

Independent Directors:

Mr.P.M. Venkatasubramanian (DIN 00001579)

Mr.Krishna Srinivasan (DIN 02629544)

Mr.R.Vijayaraghavan (DIN 00026763)

Dr.Sandhya Shekhar (DIN 06986369)

Principal / core skills / expertise / competence of the Board of Directors:

While evaluating the Board as a whole, it was ensured that the existing Board members have relevant core skills/ expertise/competencies as required in the context of its business(es) and sector(s) to function effectively.

Professional background and skills/expertise/competency of Directors.

Name of the Directors	Brief description about the Directors
Mr.A.Krishnamoorthy Managing Director	He has been associated with the Company as a Director from 26.06.1970 and as Chairman and Managing Director from 13.07.1997 till 31.03.2015. Currently he is the Managing Director of the Company. An eminent industrialist and entrepreneur, he has been the Vice Chairman of the Amalgamations Group for over five decades playing a key role in the Group's various companies and their Boards. He is associated with the auto component industry for over 6 decades. During this period, he played a major role in expansion activities in the Company including acquiring of new technology for material and process. He entered into a Joint Venture Agreement for the manufacture of Polymer Bushings for the first time in the Country. He now heads the Amalgamations group as Chairman which has interests in Automobiles (Farm equipment), Engines, Auto components, Agriculture and Services. He was instrumental in bringing in new technologies into various group companies in order to promote "Make in India" and has played a major role in the business growth of the group.
Mr.P.M.Venkatasubramanian Independent Director	He is a fellow member of the Insurance Institute of India, Mumbai. He had served as the Managing Director of General Insurance Corporation of India and has diversified experience in areas of Insurance, Finance and Human Resources. As the Audit Committee Chairman, he brings to the position his immense knowledge in ensuring compliance of the various applicable statutory requirements.
Mr.Krishna Srinivasan Independent Director	He holds a degree in Commerce and Law. He is a practising advocate in High Courts, Tribunals and also in the Supreme Court of India. His areas of specialization are Corporate Laws, Joint Venture agreements, Mergers & Acquisitions, Intellectual Property rights and Banking Laws.
Mr.R.Vijayaraghavan Independent Director	He is a practicing advocate for over 20 years and has enormous experience in the fields of corporate law, mergers, acquisitions and taxation matters including arbitration and conciliation.
Dr.Sandhya Shekhar Independent Director	She was associated with IIT Madras Research Park, Gartner INC, Aptech Limited, NIIT Limited and PSI Data Systems Limited and has diversified assignments in areas of systems management and consulting etc.
Mr.N.P.Mani Director	A marine engineer who has held various diversified assignments in the group companies. He has spent substantial portion of his career in the manufacture of auto ancillary products. He has been successful in interacting with the Company's customers and vendors. He played a major part in the implementation of several projects and contributed to the absorption of technology imported from collaborators whereby the Company today is having the state of the art technology for material and machines.

Name of the Directors	Brief description about the Directors
Mr.S.Narayanan Whole-time Director	He is a B.Tech (Hons) degree holder and also holds a Master Degree in Business Administration from Case Western Reserve University, USA. He joined the Company on 01.12.1986 and had extensive training in Imperial Clevite Corporation, USA. He has rich experience in manufacture of auto components production and has contributed significantly to the operations of the Company including new Powder Technology.

- (b) The Board met 5 (Five) times during the year i.e., on 29th June 2020, 7th September 2020, 11th November 2020, 12th February 2021 and 26th March 2021. Further a separate meeting of Independent Directors without the presence of the Non-Independent Directors and the executives of the Company was held on 12th February 2021.
- (c) The attendance by the Directors at Board Meetings and last Annual General Meeting:

Name of the Director	Board Meeting	Annual General Meeting
Mr. A.Krishnamoorthy	5	Attended
Mr. N.Venkataramani**	1	Not Attended
Mr. P.M.Venkatasubramanian	5	Attended
Mr. Krishna Srinivasan	5	Attended
Mr. R.Vijayaraghavan	5	Attended
Dr. Sandhya Shekhar	5	Attended
Mr. N.P.Mani	4	Attended
Mr. S.Narayanan	5	Attended

** Ceased to be Director from 1st August 2020.

The time gap between two Board Meetings did not exceed the gap as stipulated under the provisions of the Companies Act, 2013 and the SEBI (LODR) Regulations, 2015. The last Annual General Meeting was held on 31st August 2020.

- (d) Directors' membership as on 31st March 2021 in the Board or Committees thereof (excluding foreign companies):

Name of the Director	Shares / Convertible Instruments Held	Other Boards	Directorship in other listed entities (Category of directorship)	Other Board Committees
Mr. A.Krishnamoorthy	50 Shares	12	Nil	11 (4 as Chairman)
Mr. P.M.Venkatasubramanian	Nil	2	1 (as an Independent Director in IP Rings Ltd.)	5 (4 as Chairman)
Mr. Krishna Srinivasan	Nil	2	1 (as an Independent Director in United Nilgiri Tea Estates Ltd.)	5 (2 as Chairman)
Mr. R.Vijayaraghavan	Nil	8	3 (as an Independent Director in India Nippon Electricals Ltd., Sanco Trans Limited & Sundaram Clayton Ltd.)	19 (9 as Chairman)
Dr. Sandhya Shekhar	Nil	3	1 (as an Independent Director in IP Rings Ltd.)	8
Mr. N.P.Mani	Nil	4	Nil	4 (1 as Chairman)
Mr. S.Narayanan	400 Shares	3	Nil	Nil

None of the Independent Directors of the company serve as Independent Directors in more than 7 listed companies and none of the Independent Director is serving as a Whole-time Director in a listed company. Further the committee memberships and Chairmanships are within the limits specified under the applicable laws. None of the directors hold any convertible instruments. Further in the opinion of the Board, the Independent Directors fulfill the conditions specified in the SEBI (LODR) Regulations, 2015 and are independent of the management. The details of the familiarization programs imparted to Independent Directors are made available at www.bimite.co.in/information to shareholders/disclosure under Clause 46 of SEBI (LODR) Regulations, 2015.

03) Audit Committee:

The powers, role and terms of reference of the Audit Committee covers the areas as contemplated under Clause 18 of SEBI (Listing Obligations and Disclosure Requirements) Regulations, 2015 and Section 177 of the Companies Act, 2013 as applicable. During the year ended 31st March 2021, the Audit Committee met 4 times i.e. on 29th June 2020, 7th September 2020, 11th November 2020 and 12th February 2021 under the Chairmanship of Mr.P.M.Venkatasubramanian. The maximum gap between any two meetings was within the time stipulated under the provisions of the Companies Act,

2013 and the SEBI (LODR) Regulations, 2015. Mr.K.Vidhya Shankar, Company Secretary is the Secretary of the Audit Committee. Apart from the members of the Audit Committee, the Managing Director, the Whole-time Director, the Chief Financial Officer, representatives of the statutory and internal audit firms are permanent invitees to the meeting. The composition of the committee and the attendance of its members are given below:

Name of the Director	No. of Audit Committee Meetings attended
Mr. P.M.Venkatasubramanian	4
Mr. N.Venkataramani**	1
Mr. Krishna Srinivasan	4
Mr. R.Vijayaraghavan	4

** Ceased to be Director from 1st August 2020.

04) Nomination & Remuneration Committee:

The powers, role and terms of reference of the Nomination and Remuneration Committee cover the areas as contemplated under Clause 19 of SEBI (Listing Obligations and Disclosure Requirements) Regulations, 2015 and also Section 178 of the Companies Act, 2013 apart from any references made to it by the Board of Directors. During the year ended 31st March 2021, the Committee met 3 times i.e. on 29th June 2020, 7th September 2020 and 26th March 2021 under the Chairmanship of Mr.P.M.Venkatasubramanian.

Evaluation Criteria: The performance evaluation of the Board as a whole was assessed based on the criteria, like its composition, size, mix of skills and experience, its meeting sequence, effectiveness of discussion, decision making, follow up action, quality of information, governance issues and the performance and reporting by various Committees set up by the Board. The performance evaluation of individual Director was carried out based on his / her commitment to the role and fiduciary responsibilities as a board member, attendance and active participation, strategic and lateral thinking, contribution and recommendations given professionally, heading / acting as Member of various Committees etc. The performance of Senior Management Personnel was measured against their achievement of the business plans approved by the Board during and at the completion of the financial year.

The composition of the committee and the attendance of its members are given below:

Name of the Director	No. of NRC Meetings attended
Mr. P.M.Venkatasubramanian	3
Mr. Krishna Srinivasan	3
Mr. R.Vijayaraghavan	3

The details of the remuneration paid / payable to Executive and Non-Executive Directors for the year ended 31st March 2021 are given below:

Name of the Director	No. of Shares held	Amount (Rs.)
Mr.A.Krishnamoorthy, Managing Director: Fixed Component Salary Contribution to Provident & Other Funds / Other benefits Variable Component – Performance based Commission <p style="text-align: center;">Sub – Total</p> The Company had entered into a service agreement with Mr.A.Krishnamoorthy, Managing Director for a period of 3 years effective 1 st April 2018 terminable by either party by giving three calendar months' notice in writing. No severance fee is payable upon termination.	50	51,50,000/- 6,76,549/- Nil
Mr.S.Narayanan, Whole-time Director: Fixed Component Salary Contribution to Provident & Other Funds / other benefits Variable Component – Performance Bonus. <p style="text-align: center;">Sub – Total</p> The Company had entered into a service agreement with Mr.S.Narayanan, Whole-time Director for a period of 3 years effective 1 st November 2018 terminable by either party by giving three calendar months' notice in writing. No severance fee is payable upon termination.	400	61,89,613/- 16,26,612/- 8,00,000/-
	450	1,44,42,774/-

(Rs.)

Remuneration paid to Non-Executive Directors:	Sitting Fees	No. of shares held	Commission
Mr.N.Venkataramani**	20,000/-	150	19,921/-
Mr.P.M.Venkatasubramanian	1,30,000/-	-	67,733/-
Mr.Krishna Srinivasan	1,90,000/-	-	67,733/-
Mr.R.Vijayaraghavan	1,50,000/-	-	67,733/-
Dr.Sandhya Shekhar	60,000/-	-	67,733/-
Mr.N.P.Mani	80,000/-	-	67,733/-
Sub-Total	6,30,000/-		3,58,586/-
Grand Total		600	1,48,01,360/-

** Ceased to be Director from 1st August 2020.

The basis of payment of sitting fees to Non-Executive Directors would depend on the number of meetings attended. There has been no material pecuniary relationship other than as shown above between the Company and the Non-Executive Directors during the year. The company has not introduced Stock option scheme.

05) Stake-holders Relationship cum Investors' Grievance Committee:

The Stake-holders Relationship cum Investors' Grievance Committee is functioning under the chairmanship of Mr.Krishna Srinivasan, Independent Director along with Mr.A.Krishnamoorthy, Managing Director, Mr.N.P.Mani, Director and Mr.S.Narayanan, Whole-time Director as members. The Company Secretary is the Compliance Officer of the Company in matters relating to shareholders, Stock Exchange, SEBI and other related regulatory matters. The committee met on 7th September 2020 and 12th February 2021. During the year 8 complaints / request letters were received from shareholders, all of which were satisfactorily disposed off. No Complaint was pending on 31st March 2021. As on that date there were no pending share transfers too.

06) General Body Meetings:

a) Details of location and time where last three Annual General Meetings were held :

Year	Location	Date & Time
57th AGM - 2018	New Woodlands Hotel, Chennai	July 20, 2018 - 3.30 p.m.
58th AGM - 2019	New Woodlands Hotel, Chennai	July 22, 2019 - 3.30 p.m.
59th AGM - 2020	Through the VC / OAVM mode	August 31, 2020 – 11.00 a.m.

b) Special resolutions passed in the previous three annual general meetings;

At the Annual General Meeting held on 22nd July 2019 (58th AGM), special resolutions were passed for re-appointing Mr.N.Venkataramani who retired by rotation at that Annual General Meeting and re-appointment of Mr.P.M.Venkatasubramanian, Mr.Krishna Srinivasan and Mr.R.Vijayaraghavan, Independent Directors.

At the Annual General Meeting held on 31st August 2020 (59th AGM), special resolutions were passed for re-appointment of Mr.N.P.Mani, Director who retired by rotation at that Annual General Meeting.

c) Special resolutions passed through postal ballot:

On 28th May 2018, Special Resolutions were passed through postal ballot for the reappointment of Mr.A.Krishnamoorthy as Managing Director for a period of 3 years with effect from 1st April 2018 and payment of remuneration and also for the reappointment of Dr.Sandhya Shekhar as an Independent Director for a second term of 5 years with effect from 14th November 2017.

On 28th March 2019 (thro' Postal Ballot), special resolutions were passed for the re-appointment of Mr.S.Narayanan as Whole-time Director for a period of 3 years from 1st November 2018 and payment of remuneration and also for continuation of Directorships of Mr.N.Venkataramani and Mr.N.P.Mani with effect from 1st April 2019.

07) Means of Communication:

- Quarterly results are normally published in "The Business Line" (English) and "The Hindu" (Tamil). They are also available in the company's website: www.bimite.co.in.
- The Company does not display official news releases and no presentation was made to institutional investors or analysts during the previous financial year.
- The Management Discussion and Analysis Report annexed forms part of the Annual Report.

08) **General Shareholder Information:**

a) **Financial Calendar: Financial Year: 1st April to 31st March**

Annual General Meeting	Date : 21st July 2021 (Wednesday) Time: 3.30 p.m. (IST) through VC / OAVM	
Unaudited results for the Quarter ending 30th June 2021	On or before 14th August 2021	Dates will vary subject to the relaxations if made available by SEBI in this regard.
Unaudited results for the Quarter/Half Year ending 30th September 2021	On or before 14th November 2021	
Unaudited results for the Quarter ending 31st December 2021	On or before 14th February 2022	
Audited Results for the year ending 31st March 2022	During the month of May 2022	

b) Others:

Date of Book Closure	:	From 19th July 2021 to 21st July 2021 (both days inclusive)
Dividend Payment date	:	Around 16th August 2021
Listing on Stock Exchanges	:	BSE Limited (Bombay Stock Exchange Ltd., Mumbai)
Stock code	:	505681

c) Market price data of the Company's shares in BSE Limited and Performance in comparison to broad-based indices :

Month	BSE Indices		Bimetal Share Price - BSE Limited	
	High	Low	High (Rs.)	Low (Rs.)
April 2020	33887.25	27500.79	221.00	175.10
May 2020	32845.48	29968.45	237.80	180.00
June 2020	35706.55	32348.10	279.50	208.20
July 2020	38617.03	34927.20	275.95	238.00
August 2020	40010.17	36911.23	340.00	244.00
September 2020	39359.51	36495.98	301.85	248.00
October 2020	41048.05	38410.20	279.00	243.00
November 2020	44825.37	39334.92	298.00	243.00
December 2020	47896.97	44118.10	307.90	269.00
January 2021	50184.01	46160.46	315.10	282.00
February 2021	52516.76	46433.65	348.00	289.15
March 2021	51821.84	48236.35	367.95	291.00

d) Registrars and Share Transfer Agents:

M/s.GNSA Infotech (P) Limited, Chennai are the company's common Registrars and Share Transfer Agents for handling the share transfer work (for shares held in physical and demat form). Their contact address is given below:

GNSA Infotech (P) Limited, "Nelson Chambers", F- Block STA Department, 4th Floor, No.115, Nelson Manickam Road, Aminthakarai, Chennai – 600 029.	Ph.: (044) 4296 2025 e-mail: sta@gnsaindia.com Contact Person : Mr.N.Krishnakumar, Director
--	---

e) Share Transfer System:

Shares of the Company are also processed in the demat form and transfers are permitted only in demat form with effect from 1st April 2019. The Company's shares have not been suspended till date in any of the Stock Exchanges wherein they were listed since they were admitted for trading.

f) Distribution of Shareholding

Category	As on 31-03-2021		As on 31-03-2020	
	Shares Held	% on Capital	Shares Held	% on Capital
Bodies Corporate in the same management	28,63,926	74.87	28,63,926	74.87
Directors	**600	0.02	**600	0.02
Public Financial Institutions	111	-	111	-
Non-Residents	8,026	0.21	7,252	0.19
Other Bodies Corporate	44,640	1.17	45,314	1.18
Other resident Public shareholders	8,87,496	23.20	8,89,106	23.25
IEPF	20,201	0.53	18,691	0.49
Total	38,25,000	100.00	38,25,000	100.00

** Includes 150 shares held by Late Shri N.Venkataramani, Director.

Details as on 31st March 2021

No. of Shares	No. of Shareholders	Percentage	Total number of Shares	Percentage
Upto 1000	6798	98.08	5,37,549	14.05
1001 - 2000	82	1.18	1,03,468	2.70
2001 - 3000	22	0.32	49,993	1.31
3001 - 4000	5	0.07	17,117	0.45
4001 - 5000	7	0.10	31,396	0.82
5001 - 10000	8	0.12	60,473	1.58
Above 10000	9	0.13	30,25,004	79.09
Total	6931	100.00	38,25,000	100.00

- g) Dematerialisation of shares and liquidity:
The Company's shares are already available in the dematerialised form and the ISIN Number allotted to the company is INE469A01019. At present, the Company's shares are to be traded compulsorily in the demat form only. As on 31st March 2021, out of the total number of shares, 36,15,180 shares (94.51%) are in dematerialised form.
- h) The company does not have any outstanding GDRs / ADRs / Warrants or any other convertible instruments.
- i) Plant locations:
- Strip Mill / Powder Plants : Huzur Gardens, Sembium, Chennai 600 011
Hosur-Krishnagiri Road, Hosur East – 635 125
- Bearing Plants / Bushing Plants : 371, Marudhamalai Road, Coimbatore 641 041
Hosur-Krishnagiri Road, Hosur East – 635 125
- As a part of consolidation of production activities, the manufacturing facilities carried out in the Thoraipakkam unit were shifted to Hosur factory premises during the year.
- j) Address for Correspondence : Mr.K.Vidhya Shankar, Company Secretary, Tel. Nos.: (0422) 2221159 Cell: 91 97902 46890
No.18, Race Course Road, Coimbatore – 641 018 E-Mail : vidhyashankar@bimite.co.in
- k) A certificate has been received from M/s.KSR & Co Company Secretaries LLP, Practising Company Secretaries that none of the Directors on the Board of the Company has been debarred or disqualified from being appointed or continuing as directors of companies by the Securities and Exchange Board of India / Ministry of Corporate Affairs or any such statutory authority
- l) M/s.Fraser & Ross, Chartered Accountants (Firm Regn. No.: 000829S), the Statutory Auditors of the Company have been paid an overall remuneration of Rs.27.50 Lakhs for the financial year 2020-21.

Other Disclosures:

There are no materially significant related party transactions that may have potential conflict with the interests of the Company.

None of the Directors are related inter se.

There are no instances of non-compliances by the Company. During the year no penalty, strictures etc. were imposed on the Company by M/s.BSE Limited, SEBI or any Statutory Authority relating to the capital markets for the last three years.

The Company has a working vigil mechanism and whistle blower policy. No personnel have been denied access to the Audit Committee.

Disclosures in relation to the Sexual Harassment of Women at Workplace (Prevention, Prohibition and Redressal) Act, 2013 – No complaints were received from any women employee during the year ended 31st March 2021.

The Company has complied with all the mandatory requirements and non-mandatory requirements have been adopted to the extent found feasible.

The Company does not have subsidiaries. The Company does not have an executive chairperson. All the meetings of the Board of Directors and the General meetings of the company are chaired by the Managing Director. The internal auditors are directly reporting to the Audit Committee.

The company's policies on remuneration, related party transactions, risk management, vigil mechanism, corporate social responsibility, familiarisation programme for Independent Directors, Criteria for performance evaluation of Board, Code of practices and procedures for fair disclosure of unpublished price sensitive information, Code of conduct to regulate, monitor and report trading by insiders, Archival policy, Policy for preservation of documents and Policy for determination of materiality of events and Code of conduct for Directors and Senior Management have been hosted in the Company's website under the heading "Information to shareholders". Further the company's Nomination and Remuneration policy lays down the criteria and terms and conditions with regards to identifying the persons who are qualified to become Directors, KMPs and also for appointment to Senior Management.

Code of Conduct for Prevention of Insider Trading:

In compliance with the SEBI (Prohibition of Insider Trading) Regulations, 2015 (as amended), the Company has a comprehensive Code of conduct for prevention of insider trading and the same is being strictly adhered by the Designated persons as defined under this Code. The Board at its meeting held on 30th May 2019 amended both the Code of Practices and Procedures for fair disclosure of "Unpublished Price Sensitive Information" (UPSI) and the Code of Conduct to regulate, monitor and report trading by insiders to maintain consistency and for statutory amendments to be reflected in the policies and to make it upto date and more comprehensive. The Code expressly lays down the guidelines and the procedures to be followed and disclosures to be made, while dealing with the shares of the Company. The Company follows closure of trading window from the end of every quarter till 48 hours after the

declaration of financial results. The Company has been advising the Designated Persons covered by the Code not to trade in Company's securities during the closure of trading window period

The Company's products and the export / import activities are subject to price risk and foreign exchange risks respectively. The company's operating management takes adequate care / preventive steps to overcome these risks.

The company does not have any demat suspense account and the details of transfer to IEPF account and the movement thereof during the year is given below:

	No. of share-holders	No. of equity shares
Aggregate number of shareholders and the outstanding shares in the Account as on 1st April 2020	278	18691
Number of shareholders who approached the company for transfer of shares from Account during the year	1	150
Number of shareholders whose shares were transferred to the Account during the year	30	1660
Aggregate number of shareholders and the outstanding shares in the Account as on 31st March 2021	307	20201

Declaration regarding compliance by Board Members and Senior Management Personnel with the Company's Code of Conduct:

As required under regulation 34(3) read with part D of Schedule V to the SEBI (LODR) Regulations, 2015, we hereby confirm that the members of Board of Directors and Senior Management Personnel of Bimetal Bearings Limited have affirmed compliance with the Code of Conduct of the Company in respect of the year ended 31st March 2021 and as required under regulation 26(3) of SEBI (LODR) Regulations, 2015.

S.Narayanan
Whole-time Director
(DIN 03564659)

A.Krishnamoorthy
Managing Director
(DIN 00001778)

Coimbatore
17th June 2021

Chennai
17th June 2021

The company's CEO and the CFO have certified to the Board with regard to the compliance in terms of Regulation 17(8) of SEBI (LODR) Regulations, 2015.

Chief Executive Officer (CEO) and Chief Financial Officer (CFO) Certification

To: **The Board of Directors**

Bimetal Bearings Limited

We certify that we have reviewed the financial statements prepared based on the Indian Accounting Standards for the year ended 31st March 2021 and to the best of our knowledge and belief:

- (1) these statements do not contain any materially untrue statement or omit any material fact or contain statements that might be misleading
- (2) these statements together present a true and fair view of the Company's affairs and are in compliance with applicable Indian Accounting Standards, Laws and Regulations.
- (3) no transactions entered into by the Company during the year are fraudulent, illegal or violative of the Company's code of conduct.
- (4) We accept responsibility for establishing and maintaining internal controls for financial reporting and we have evaluated the effectiveness of internal control systems of the Company pertaining to financial reporting and have disclosed to the Auditors and the Audit Committee, deficiencies in the design or operation of such internal controls, if any, of which we are aware and steps taken or proposed to be taken for rectifying these deficiencies.
- (5) We have indicated to the Auditors and the Audit Committee that there were:
 - (1) no significant changes in internal control over financial reporting during the year;
 - (2) no significant changes in accounting policies during the year and that the same have been disclosed in the notes to the financial statements; and
 - (3) no instances of significant fraud of which we have become aware and the involvement therein, if any, of the management or an employee having a significant role in the Company's internal control system over financial reporting

A.Krishnamoorthy
Managing Director
(DIN 00001778)

R.Natarajan
Chief Financial Officer

Chennai
17th June 2021

Coimbatore
17th June 2021

ANNEXURE - C TO THE DIRECTORS' REPORT:

CERTIFICATE ON CORPORATE GOVERNANCE

To The Share-holders,
Bimetal Bearings Limited
"Huzur Gardens", Sembium,
Chennai - 600 011

We have examined all the relevant records for certifying the compliance of conditions of Corporate Governance by Bimetal Bearings Limited (the Company) (CIN. L29130TN1961PLC004466) for the year ended 31st March, 2021, as stipulated in Schedule V of Regulation 34 (3) of Securities and Exchange Board of India (Listing Obligations and Disclosure Requirements), Regulations 2015 entered into by the said Company with M/s. BSE Limited (Bombay Stock Exchange).

Management's Responsibility

The compliance of conditions of Corporate Governance is the responsibility of the management. The responsibility includes design, implementation and maintenance of internal control and procedures to ensure compliance with conditions of corporate governance as stated in the Securities and Exchange Board of India (Listing Obligations and Disclosure Requirements), Regulations 2015.

Our Responsibility

Our examination was limited to implementation of the conditions thereof and adopted by the Company for ensuring the compliance of the conditions of the Corporate Governance as stipulated under Securities and Exchange Board of India (Listing Obligations and Disclosure Requirements), Regulations 2015. It is neither an audit nor an expression of opinion on the financial statements of the Company.

Our Opinion

In our opinion and on the basis of our examination of the records produced, explanations and information furnished, we certify that the Company has complied with

- (i) all the mandatory regulations of the Securities and Exchange Board of India (Listing Obligations and Disclosure Requirements) Regulations, 2015
- (ii) the following non-mandatory requirements of the Securities and Exchange Board of India (Listing Obligations and Disclosure Requirements) Regulations, 2015:
 - a. The Company has moved to a regime of financial statements with unmodified audit opinion.
 - b. The internal auditors directly reporting to the Audit Committee

This certificate is neither an assurance as to the future viability of the Company nor of the efficacy or effectiveness with which the management has conducted the affairs of the Company.

Coimbatore
17th June 2021

For KSR & Co Company Secretaries LLP
V.R.Sankaranarayanan
Partner (ACS: 19450; CP: 11367)
UDIN : A019450C000480790

MANAGEMENT DISCUSSION AND ANALYSIS

Industry Structure and Development:

The Auto Ancillary segment of the industry has established itself with global level of technology and capabilities. The demand for products will continue to grow with enhanced volumes being projected by the vehicle industry through which our Company can look towards its growth. Quality, delivery and competitive pricing are to conform to International Standard. The emission norm change has been implemented effective April 2020. The Industry has responded appropriately to the new technology requirements to comply with the new emission norms.

Opportunities and Threats:

The increase in new generation of vehicles which have to conform to stringent emission norms call for manufacture of bearings with matching characteristics. Your Company is positioned to meet these challenges. The change in emission norms and the attendant change in inputs to cater to this demand of engines have been recognized in investment in appropriate technology and processes. Your company commenced supplies to OEM customers as per the new emission norms from 1st April 2020. Electric motive power in relation to replacement of IC engines requires specific attention and focus in order to estimate the extent of shift towards this motive power and the time scale within which it will have significant impact on existing volumes. Your company is actively monitoring the developments with Vehicle manufacturers and has proposed certain projects which fall within the ambit of EV component production. A new powder facility was inaugurated to produce special types of powder not only for the tri-biology segment but also for other segments like additives, bonding powder, coatings etc.

Segment-wise / Product-wise performance:

The segment-wise products consist of Original Equipment, After Market and Exports. The Company has a strong share of business in the OE Segment and has been upgrading its capabilities to stay technologically relevant to the segment. In the After Market and Export Segments, the Company supplies parts to several applications. The Company constantly endeavours to upgrade technology, reduce costs and provide integrated solutions. The products manufactured consist of Bearings, Bushings, Thrust Washers, Strips and Alloy Powder. Maximum turnover is recorded in Bearings and Alloy Powder.

Outlook:

The increase in the demand for the Company's products used in segments like Heavy Vehicles, Tractors, Powders & Strips are expected to offer good opportunities for the Company coupled with effective cost control measures undertaken. Your company has commenced its actions to be a part of this change with appropriate product and solutions for customers. The outlook for the year is expected to be higher towards the second half of the year.

Risks and concerns:

The Company has constituted a Risk Management Committee and it takes care of the external and internal risks associated with the operations of the Company. The Board of Directors oversees the Risk Management process including risk identification, impact assessment, effective implementation of the mitigation plans and risk reporting.

Internal Financial Control System:

The internal financial controls followed by the Company are considered adequate and operating effectively. The internal audit of the Company is entrusted to M/s. Gopalaiyer & Subramanian, Chartered Accountants.

Financial Performance:

The prudent management of working capital, treasury operations backed by planned capital expenditure have supported better performance in the current year.

Human Resources and Industrial Relations:

During the year under review, the industrial relations in the Company were cordial. The average number of employees of the Company was 369 during the year.

ANNEXURE - E TO THE DIRECTORS' REPORT:

Form No.MR-3
SECRETARIAL AUDIT REPORT
(Pursuant to Section 204(1) of the Companies Act, 2013 read with Rule 9 of the
Companies (Appointment and Remuneration of Managerial Personnel) Rules, 2014
for the Financial Year ended 31st March 2021

The Members,
Bimetal Bearings Limited
"Huzur Gardens", Sembiam,
Chennai – 600 011.

We have conducted the Secretarial Audit of the compliance of applicable statutory provisions and the adherence to good corporate practices by Bimetal Bearings Limited (CIN. L29130TN1961PLC004466) (hereinafter called "the Company"). Secretarial Audit was conducted for the financial year ended on 31st March, 2021 in a manner that provided us a reasonable basis for evaluating the corporate conduct / statutory compliances and expressing our opinion thereon.

On the basis of the above and on our verification of documents, books, papers, minutes, forms and returns filed and other records maintained by the Company and also the information provided by the Company, its officers, agents and authorised representatives during the conduct of the Audit, we hereby report that in our opinion, the Company has, during the period covered under the Audit as aforesaid, complied with the statutory provisions listed hereunder and also that the Company has proper Board processes and compliance mechanism in place to the extent, in the manner and subject to the reporting made hereinafter.

We have examined the books, papers, minutes book, forms and returns filed and other records maintained by the Company for the financial year ended 31st March, 2021 according to the provisions of:

- (i) The Companies Act, 2013 and the Rules made thereunder.
- (ii) The Securities Contracts (Regulation) Act, 1956 and the Rules made thereunder.
- (iii) The Depositories Act, 1996 and the Regulations framed thereunder.
- (iv) The Foreign Exchange Management Act, 1999 and the Rules and Regulations made there under to the extent of Foreign Direct Investment, Overseas Direct Investment and External Commercial Borrowings.
- (v) The following Regulations and Guidelines prescribed under Securities and Exchange Board of India Act, 1992:-
 - a. The Securities and Exchange Board of India (Substantial Acquisition of Shares and Takeovers) Regulations, 2011.
 - b. The Securities and Exchange Board of India (Prohibition of Insider Trading) Regulations, 2015.
 - c. The Securities and Exchange Board of India (Issue of Capital and Disclosure Requirements) Regulations, 2009.
 - d. The Securities and Exchange Board of India (Share Based Employee Benefits) Regulations, 2014.
 - e. The Securities and Exchange Board of India (Issue and Listing of Debt Securities) Regulations, 2008.
 - f. The Securities and Exchange Board of India (Registrar to an Issue and Share Transfer Agents) Regulations, 1993.
 - g. The Securities and Exchange Board of India (Delisting of Equity Shares) Regulations, 2009.
 - h. The Securities and Exchange Board of India (Buy Back of Securities) Regulations, 1998.
 - i. Securities and Exchange Board of India (Depositories and Participants) Regulations, 1996.

On the basis of the information and explanation provided, the Company had no transaction during the period under Audit requiring the compliance of applicable provisions of Act / Regulations / Directions as mentioned above in respect of:

- (i) Foreign Direct Investment, External Commercial Borrowings and Overseas Direct Investment.
- (ii) Issue of securities including debt instruments or securities.
- (iii) Issue of Employee Stock Options
- (iv) Delisting of securities
- (v) Buy-back of securities.
- (vi) On consideration of the business undertaken by the Company, in our opinion, we do not find any specific Law, Rule or Regulation, that specifically governs or regulates the business of the Company. Hence the question of an audit of the compliance of the same and reporting does not arise.

We have also examined the compliance with applicable clauses of the following:

- (i) Listing Agreement entered into with Stock Exchanges
- (ii) SEBI (Listing Obligations and Disclosure Requirements) Regulations, 2015
- (iii) Secretarial Standards under Section 118 of the Companies Act, 2013

During the year under review the Company has complied with the provisions of the Act, Rules, Regulations, Guidelines, Standards, etc. mentioned above, subject to delayed submission of related party transactions on a consolidated basis on one occasion, to the stock exchange under SEBI (Listing Obligations and Disclosure Requirements) Regulations, 2015.

We further report that

The Board of Directors of the Company is duly constituted with the proper balance of Executive Directors, Non-Executive Directors and Independent Directors. There was no change in the composition of the Board of Directors during the period covered under the Audit except that one of the non-executive director ceased to be director with effect from 1st August 2020 upon his demise.

Adequate notice and detailed notes on Agenda were given to all Directors at least seven days in advance to schedule the Board Meetings. There exists a system for seeking and obtaining further information and clarifications on the Agenda items before the Meeting and for meaningful participation at the Meeting.

Majority decision is carried through and recorded as part of the minutes. No dissenting views were found in the minutes.

We further report that there are adequate systems and processes in the Company commensurate with the size and operations of the Company to monitor and ensure compliance with applicable laws, rules, regulations and guidelines.

We further report that during the period covered under the Audit, the Company has not made any specific actions having a major bearing on the company's affairs in pursuance of the above referred laws, rules, regulations, guidelines, referred to above.

Coimbatore
17th June 2021

For **KSR & Co Company Secretaries LLP**
V.R.Sankaranarayanan
Partner (ACS: 19450; CP: 11367)
UDIN: A019450C000480779

To: The Members,
Bimetal Bearings Limited
"Huzur Gardens", Sembiam,
Chennai – 600 011.

Our report of even date is to be read along with this letter.

1. Maintenance of secretarial records is the responsibility of the management of the company. Our responsibility is to express an opinion on these secretarial records based on our audit.
2. Due to restrictions on movement of people amid COVID-19 pandemic, we had to conduct our audit by examining various records and documents including minutes, registers, certificates and other records received through electronic mode as enabled by the company. We state that we have not done a physical verification of the original documents and records. The management has confirmed that the records provided to us for audit through electronic mode are final, true and correct.
3. Further, our audit report is limited to the verification and reporting of the statutory compliances on laws / regulations / guidelines listed in our report and the same pertain to the financial year ended on 31st March, 2021.
4. We have followed the audit practices and processes as were appropriate to obtain reasonable assurance about the correctness of the contents of the secretarial records. The verification was done on test basis to ensure that correct facts are reflected in secretarial records. We believe that the processes and practices, we followed, provide a reasonable basis for our opinion.
5. We have not verified the correctness and appropriateness of financial records and Books of Accounts of the company.
6. The compliance of the provisions of Corporate and other applicable laws, rules, regulations is the responsibility of management. Our examination was limited to the verification of procedures on test basis.
7. The Secretarial Audit report is neither an assurance as to the future viability of the company nor of the efficacy or effectiveness with which the management has conducted the affairs of the company.

Coimbatore
17th June 2021

For **KSR & Co Company Secretaries LLP**
V.R.Sankaranarayanan
Partner (ACS: 19450; CP: 11367)

ANNEXURE-F TO THE DIRECTORS' REPORT
Annual Report on Corporate Social Responsibilities (CSR) Activities:

1) A brief outline of the company's CSR Policy including overview of projects or programs proposed to be undertaken and a reference to the web-link to the CSR Policy and projects or programs	The Company has framed the CSR policy which among other things covers Education, Health, Poverty Alleviation and rural development (Website: www.bimite.co.in/policies)
2) Composition of CSR Committee	Mr.Krishna Srinivasan, Independent Director is the Chairman of the Committee. Mr.S.Narayanan, Whole-time Director and Mr.R.Vijayaraghavan, Independent Director are members of the Committee.
3) Average net profit of the Company for last three financial years:	Rs.1,108.54 Lakhs
4) Prescribed CSR expenditure (2% of the amount as in item 3 above)	Rs.22.17 Lakhs
5) Details of CSR spent during the financial year: (a) Total amount spent for the financial year (b) Amount unspent, if any: (c) Manner in which the amount spent during the Financial year	Rs.23.00 Lakhs Nil The manner in which the amount spent is given below :

The manner in which the amount spent is given below.

No.	Projects / Activities	Sector	Location	Amount Outlay (Rs. Lakhs)	Amount spent (Rs. Lakhs)	Cumu. Expenditure to the reporting period (Rs. Lakhs)	Amount spent direct or through implementing Agency
1)	Contribution to UYIR, (NGO)	Health care	Coimbatore	1.00	1.00	1.00	Direct to the Institution
2)	Contribution to The Kuppasamy Naidu Charity Trust	Health Care	Coimbatore	2.00	2.00	2.00	Direct to the Institution
3)	Contribution to Paramakalyani Educational Society	Education / Literacy / Health care	Tirunelveli	20.00	20.00	20.00	Direct to the Institution

In case the company has failed to spend the 2% of the average net profit of the last three financial years or any part thereof, the company shall provide the reasons for not spending the amount in its Board report – Not applicable.

The CSR Committee and the Board of Directors acknowledge the responsibility for the implementation and monitoring of CSR Policy and accordingly state that the same is in compliance with CSR objectives and Policy of the company and the company has complied with all the requirements in this regard.

A.Krishnamoorthy
 Managing Director
 (DIN 00001778)

Krishna Srinivasan
 Chairman of the CSR Committee
 (DIN: 02629544)

Chennai
 17th June 2021

Annexure-G to the Directors' Report

Comparative analysis of remuneration paid to Directors & employees with the Company's Performance:

No.	Name of the Directors	Designation	Ratio to Median remuneration	% Increase / (Decrease) in remuneration
1	Mr. A.Krishnamoorthy	Managing Director	11.87	(9.01%)
	Mr.S.Narayanan	Whole-time Director	17.55	7.24%
	Mr. N.Venkataramani(**)	Non-Executive Director	0.08	77.27%
	Mr. P.M.Venkatasubramanian	Independent Director	0.40	17.46%
	Mr. Krishna Srinivasan	Independent Director	0.53	31.63%
	Mr. R.Vijayaraghavan	Independent Director	0.44	49.32%
	Dr. Sandhya Shekhar	Independent Director	0.26	10.34%
	Mr. N.P.Mani	Non-Executive Director	0.30	17.46%
	Mr. N.Venkataraman (**)	Chief Financial Officer	6.15	(0.43%)
	Mr. K.Vidhya Shankar	Company Secretary	3.65	(0.89%)
2	The percentage increase in the median remuneration of employees in the financial year			(12.94%)
3	The number of permanent employees on the rolls of Company			388
4	(a) Average percentile increase already made in the salaries of employees other than the managerial personnel in the financial year 2020-21			1.62%
	(b) Average percentile increase / (decrease) in the managerial remuneration in the financial year 2020-21			0.10%
5	Affirmation that the remuneration is as per the remuneration policy of the Company : Remuneration paid during the year 2020-21 is as per the Remuneration Policy of the Company			

** Ceased to be Director from 1st August 2020

Mr. N Venkataraman was the Chief Financial Officer of the Company upto 31st March 2021

S.Narayanan
Whole-time Director
(DIN 03564659)

Coimbatore
17th June 2021

A.Krishnamoorthy
Managing Director
(DIN 00001778)

Chennai
17th June 2021

ANNEXURE - H

**Annexure to Financial Statements / Directors' Report for the year ended 31st March 2021
(Form No. AOC-1) – Pursuant to Sub-Section 3 of Section 129 of the Companies Act, 2013 read with
Rule 5 of the Companies (Accounts), Rules, 2014**

No.	Name of the Associate	BBL Daido (P) Ltd.	IPL Green Power Ltd.
01.	Latest audited Balance Sheet date	31st March 2021	31st January 2021
02.	Shares of Associate / Joint Venture held by Company on the year-end		
	Equity Shares (Nos.)	32,00,000	7,50,000
	Preference Shares (Nos.)	-	-
	Amount of investment in Associates / Joint Venture Companies		
	Equity Shares	794.76 Lakhs	75.00 Lakhs
	Preference Shares	-	-
	Extend of Holding (%)	20.00	24.19
03.	Description of how there is significant influence	Voting power	Voting power
	Reason why the Associate / JV is not consolidated	Consolidated	Consolidated
04.	Net Worth attributable to share-holding as per latest audited Balance Sheet	Rs. 880.60 Lakhs	Rs.0.00 Lakhs
05.	Profit / (loss) for the year (Net of adjustments) considered in consolidation	Rs. (12.13) Lakhs	Rs.0.00 Lakhs

The Company does not have any subsidiaries during and the end of the financial year.

1. Entities which are yet to commence operations – M/s.IPL Green Power Ltd., (In the process of voluntary liquidation)
2. Associates / Joint Ventures which have been liquidated or sold during the year – IPL Green Power Limited is under the process of voluntary Liquidation.

A.Krishnamoorthy
Managing Director
(DIN 00001778)

P.M.Venkatasubramanian
Director
(DIN 00001579)

S.Narayanan
Whole-time Director
(DIN 03564659)

Chennai
17th June 2021

Chennai
17th June 2021

Coimbatore
17th June 2021

Certificate of Non-Disqualification of Directors
(Pursuant to Regulation 34(3) and Schedule V Para C clause (10)(i) of the
SEBI (Listing Obligations and Disclosure Requirements) Regulations, 2015)

To
 The Members of M/s.Bimetal Bearings Limited
 "Huzur Gardens", Sembium, Chennai 600 011

We have examined the relevant registers, records, forms, returns and disclosures received from the Directors of Bimetal Bearings Limited (CIN-L29130TN1961PLC004466) and having registered office at "Huzur Gardens", Sembium, Chennai 600011 (hereinafter referred to as 'the Company'), produced before me by the Company for the purpose of issuing this Certificate, in accordance with Regulation 34(3) read with Schedule V Para-C Sub clause 10(i) of the Securities and Exchange Board of India (Listing Obligations and Disclosure Requirements) Regulations, 2015.

In our opinion and to the best of our information and according to the verifications (including Directors Identification Number (DIN) status at the portal www.mca.gov.in) as considered necessary and explanations furnished to us by the Company & its officers, We hereby certify that none of the Directors on the Board of the Company as stated below for the Financial Year ending on 31st March 2021 have been debarred or disqualified from being appointed or continuing as Directors of companies by the Securities and Exchange Board of India, Ministry of Corporate Affairs or any such other Statutory Authority.

No.	Name of the Director	DIN	Date of Appointment in the Company
01)	Mr.A.Krishnamoorthy, Managing Director	00001778	26th June 1970
02)	Mr.S.Narayanan, Whole-time Director	03564659	1st November 2012
03)	Mr.N.Venkataramani, Non-Executive Director**	00001639	8th February 1985
04)	Mr.P.M.Venkatasubramanian, Independent Director	00001579	29th December 2005
05)	Mr.Krishna Srinivasan, Independent Director	02629544	30th March 2009
06)	Mr.R.Vijayaraghavan, Independent Director	00026763	10th May 2010
07)	Dr.Sandhya Shekhar, Independent Director	06986369	14th November 2014
08)	Mr.N.P.Mani, Non-Executive Director	00675741	1st November 2006

** Ceased to be Director from 1st August 2020.

Ensuring the eligibility for the appointment / continuity of every Director on the Board is the responsibility of the management of the Company. Our responsibility is to express an opinion on these based on our verification. This certificate is neither an assurance as to the future viability of the Company nor of the efficiency or effectiveness with which the management has conducted the affairs of the Company.

Coimbatore
 17th June 2021

For **KSR & Co Company Secretaries LLP**
 V.R.Sankaranarayanan
 Partner (ACS: 19450; CP: 11367)
 UDIN : A019450C000480801

INDEPENDENT AUDITOR'S REPORT

To The Members of Bimetal Bearings Limited

Report on the Audit of the Standalone Financial Statements

Opinion

We have audited the accompanying standalone financial statements of Bimetal Bearings Limited (the "Company"), which comprise the Balance Sheet as at 31 March, 2021, and the Statement of Profit and Loss (including Other Comprehensive Income), the Statement of Cash Flows and the Statement of Changes in Equity for the year then ended, and a summary of significant accounting policies and other explanatory information.

In our opinion and to the best of our information and according to the explanations given to us, the aforesaid standalone financial statements give the information required by the Companies Act, 2013 (the "Act") in the manner so required and give a true and fair view in conformity with the Indian Accounting Standards prescribed under section 133 of the Act read with the Companies (Indian Accounting Standards) Rules, 2015, as amended, ("Ind AS") and other accounting principles generally accepted in India, of the state of affairs of the Company as at 31 March, 2021, and its profit, total comprehensive income, its cash flows and the changes in equity for the year ended on that date.

Basis for Opinion

We conducted our audit of the standalone financial statements in accordance with the Standards on Auditing specified under section 143(10) of the Act (SAs). Our responsibilities under those Standards are further described in the Auditor's Responsibility for the Audit of the Standalone Financial Statements section of our report. We are independent of the Company in accordance with the Code of Ethics issued by the Institute of Chartered Accountants of India (ICAI) together with the ethical requirements that are relevant to our audit of the standalone financial statements under the provisions of the Act and the Rules made thereunder, and we have fulfilled our other ethical responsibilities in accordance with these requirements and the ICAI's Code of Ethics. We believe that the audit evidence obtained by us is sufficient and appropriate to provide a basis for our audit opinion on the standalone financial statements.

Key Audit Matters

Key audit matters are those matters that, in our professional judgment, were of most significance in our audit of the standalone financial statements of the current period. We have determined that there are no key audit matters to communicate in our report.

Information Other than the Financial Statements and Auditor's Report Thereon

The Company's Board of Directors is responsible for the other information. The other information comprises the information included in the Management Discussion and Analysts report, Report of Directors' and Corporate Governance Report, but does not include the consolidated financial statements, standalone financial statements and our auditor's report thereon.

- Our opinion on the standalone financial statements does not cover the other information and we do not express any form of assurance conclusion thereon
- In connection with our audit of the standalone financial statements, our responsibility is to read the other information and, in doing so, consider whether the other information is materially inconsistent with the standalone financial statements or our knowledge obtained during the course of our audit or otherwise appears to be materially misstated.
- If, based on the work we have performed, we conclude that there is a material misstatement of this other information, we are required to report that fact. We have nothing to report in this regard.

Management's Responsibility for the Standalone Financial Statements

The Company's Board of Directors is responsible for the matters stated in section 134(5) of the Act with respect to the preparation of these standalone financial statements that give a true and fair view of the financial position, financial performance including other comprehensive income, cash flows and changes in equity of the Company in accordance with the Ind AS and other accounting principles generally accepted in India. This responsibility also includes maintenance of adequate accounting records in accordance with the provisions of the Act for safeguarding the assets of the Company and for preventing and detecting frauds and other irregularities; selection and application of appropriate accounting policies; making judgments and estimates that are reasonable and prudent; and design, implementation and maintenance of adequate internal financial controls, that were operating effectively for ensuring the accuracy and completeness of the accounting records, relevant to the preparation and presentation of the standalone financial statement that give a true and fair view and are free from material misstatement, whether due to fraud or error.

In preparing the standalone financial statements, management is responsible for assessing the Company's ability to continue as a going concern, disclosing, as applicable, matters related to going concern and using the going concern basis of accounting unless management either intends to liquidate the Company or to cease operations, or has no realistic alternative but to do so.

Those Board of Directors are also responsible for overseeing the Company's financial reporting process.

Auditor's Responsibility for the Audit of the Standalone Financial Statements

Our objectives are to obtain reasonable assurance about whether the standalone financial statements as a whole are free from material misstatement, whether due to fraud or error, and to issue an auditor's report that includes our opinion. Reasonable assurance is a high level of assurance, but is not a guarantee that an audit conducted in accordance with SAs will always detect a material misstatement when it exists. Misstatements can arise from fraud or error and are considered material if, individually or in the aggregate, they could reasonably be expected to influence the economic decisions of users taken on the basis of these standalone financial statements.

As part of an audit in accordance with SAs, we exercise professional judgment and maintain professional skepticism throughout the audit. We also:

- Identify and assess the risks of material misstatement of the standalone financial statements, whether due to fraud or error, design and perform audit procedures responsive to those risks, and obtain audit evidence that is sufficient and appropriate to provide a basis for our opinion. The risk of not detecting a material misstatement resulting from fraud is higher than for one resulting from error, as fraud may involve collusion, forgery, intentional omissions, misrepresentations, or the override of internal control.
- Obtain an understanding of internal financial control relevant to the audit in order to design audit procedures that are appropriate in the circumstances. Under section 143(3)(i) of the Act, we are also responsible for expressing our opinion on whether the Company has adequate internal financial controls system in place and the operating effectiveness of such controls.
- Evaluate the appropriateness of accounting policies used and the reasonableness of accounting estimates and related disclosures made by the management.
- Conclude on the appropriateness of management's use of the going concern basis of accounting and, based on the audit evidence obtained, whether a material uncertainty exists related to events or conditions that may cast significant doubt on the Company's ability to continue as a going concern. If we conclude that a material uncertainty exists, we are required to draw attention in our auditor's report to the related disclosures in the standalone financial statements or, if such disclosures are inadequate, to modify our opinion. Our conclusions are based on the audit evidence obtained up to the date of our auditor's report. However, future events or conditions may cause the Company to cease to continue as a going concern.
- Evaluate the overall presentation, structure and content of the standalone financial statements, including the disclosures, and whether the standalone financial statements represent the underlying transactions and events in a manner that achieves fair presentation.

Materiality is the magnitude of misstatements in the standalone financial statements that, individually or in aggregate, makes it probable that the economic decisions of a reasonably knowledgeable user of the standalone financial statements may be influenced. We consider quantitative materiality and qualitative factors in (i) planning the scope of our audit work and in evaluating the results of our work; and (ii) to evaluate the effect of any identified misstatements in the standalone financial statements.

We communicate with those charged with governance regarding, among other matters, the planned scope and timing of the audit and significant audit findings, including any significant deficiencies in internal control that we identify during our audit.

We also provide those charged with governance with a statement that we have complied with relevant ethical requirements regarding independence, and to communicate with them all relationships and other matters that may reasonably be thought to bear on our independence, and where applicable, related safeguards.

From the matters communicated with those charged with governance, we determine those matters that were of most significance in the audit of the standalone financial statements of the current period and are therefore the key audit matters. We describe these matters in our auditor's report unless law or regulation precludes public disclosure about the matter or when, in extremely rare circumstances, we determine that a matter should not be communicated in our report because the adverse consequences of doing so would reasonably be expected to outweigh the public interest benefits of such communication.

Report on Other Legal and Regulatory Requirements

1. As required by Section 143(3) of the Act, based on our audit we report that:

- a. We have sought and obtained all the information and explanations which to the best of our knowledge and belief were necessary for the purposes of our audit.
- b. In our opinion, proper books of account as required by law have been kept by the Company so far as it appears from our examination of those books.
- c. The Balance Sheet, the Statement of Profit and Loss including Other Comprehensive Income, the Statement of Cash Flows and Statement of Changes in Equity dealt with by this Report are in agreement with the relevant books of account.
- d. In our opinion, the aforesaid standalone financial statements comply with the Ind AS specified under Section 133 of the Act
- e. On the basis of the written representations received from the directors as on 31 March, 2021 taken on record by the Board of Directors, none of the directors is disqualified as on 31 March, 2021 from being appointed as a director in terms of Section 164(2) of the Act.
- f. With respect to the adequacy of the internal financial controls over financial reporting of the Company and the operating effectiveness of such controls, refer to our separate Report in "Annexure A". Our report expresses an unmodified opinion on the adequacy and operating effectiveness of the Company's internal financial controls over financial reporting.

- g) With respect to the other matters to be included in the Auditor's Report in accordance with the requirements of section 197(16) of the Act, as amended,
- In our opinion and to the best of our information and according to the explanations given to us, the remuneration paid by the Company to its directors during the year is in accordance with the provisions of section 197 of the Act.
- h) With respect to the other matters to be included in the Auditor's Report in accordance with Rule 11 of the Companies (Audit and Auditors) Rules, 2014, as amended in our opinion and to the best of our information and according to the explanations given to us:
- i. The Company has disclosed the impact of pending litigations on its financial position in its standalone financial statements.
 - ii. The Company did not have any material foreseeable losses on long-term contracts including derivative contracts.
 - iii. There was a delay of 19 days in transferring Rs.3.13 Lakhs, required to be transferred to the investor education and protection fund by the company (also refer Note 13.b to the standalone financial statements)
2. As required by the Companies (Auditor's Report) Order, 2016 ("the Order") issued by the Central Government in terms of Section 143(11) of the Act, we give in "Annexure B" a statement on the matters specified in paragraphs 3 and 4 of the Order.

For Fraser & Ross
Chartered Accountants
(Firm's Registration No. 000829S)

Balaji. M.N
(Partner)
(Membership No. 202094)
UDIN: 21202094AAAAEC8498

Place: Bengaluru
Date: 17 June, 2021

ANNEXURE "A" TO THE INDEPENDENT AUDITOR'S REPORT

(Referred to in paragraph (f) under 'Report on Other Legal and Regulatory Requirements' section of our report of even date)

Report on the Internal Financial Controls Over Financial Reporting under Clause (i) of Sub-section 3 of Section 143 of the Companies Act, 2013 ("the Act")

We have audited the internal financial controls over financial reporting of Bimetal Bearings Limited (the "Company") as of 31 March, 2021 in conjunction with our audit of the standalone Ind AS financial statements of the Company for the year ended on that date.

Management's Responsibility for Internal Financial Controls

The Company's management is responsible for establishing and maintaining internal financial controls based on the internal control over financial reporting criteria established by the Company considering the essential components of internal control stated in the Guidance Note on Audit of Internal Financial Controls Over Financial Reporting issued by the Institute of Chartered Accountants of India. These responsibilities include the design, implementation and maintenance of adequate internal financial controls that were operating effectively for ensuring the orderly and efficient conduct of its business, including adherence to company's policies, the safeguarding of its assets, the prevention and detection of frauds and errors, the accuracy and completeness of the accounting records, and the timely preparation of reliable financial information, as required under the Companies Act, 2013.

Auditor's Responsibility

Our responsibility is to express an opinion on the Company's internal financial controls over financial reporting of the Company based on our audit. We conducted our audit in accordance with the Guidance Note on Audit of Internal Financial Controls Over Financial Reporting (the "Guidance Note") issued by the Institute of Chartered Accountants of India and the Standards on Auditing prescribed under Section 143(10) of the Companies Act, 2013, to the extent applicable to an audit of internal financial controls. Those Standards and the Guidance Note require that we comply with ethical requirements and plan and perform the audit to obtain reasonable assurance about whether adequate internal financial controls over financial reporting was established and maintained and if such controls operated effectively in all material respects.

Our audit involves performing procedures to obtain audit evidence about the adequacy of the internal financial controls system over financial reporting and their operating effectiveness. Our audit of internal financial controls over financial reporting included obtaining an understanding of internal financial controls over financial reporting, assessing the risk that a material weakness exists, and testing and evaluating the design and operating effectiveness of internal control based on the assessed risk. The procedures selected depend on the auditor's judgement, including the assessment of the risks of material misstatement of the financial statements, whether due to fraud or error.

We believe that the audit evidence we have obtained is sufficient and appropriate to provide a basis for our audit opinion on the Company's internal financial controls system over financial reporting.

Meaning of Internal Financial Controls Over Financial Reporting

A company's internal financial control over financial reporting is a process designed to provide reasonable assurance regarding the reliability of financial reporting and the preparation of financial statements for external purposes in accordance with generally accepted accounting principles. A company's internal financial control over financial reporting includes those policies and procedures that (1) pertain to the maintenance of records that, in reasonable detail, accurately and fairly reflect the transactions and dispositions of the assets of the company; (2) provide reasonable assurance that transactions are recorded as necessary to permit preparation of financial statements in accordance with generally accepted accounting principles, and that receipts and expenditures of the company are being made only in accordance with authorisations of management and directors of the company; and (3) provide reasonable assurance regarding prevention or timely detection of unauthorised acquisition, use, or disposition of the company's assets that could have a material effect on the financial statements.

Inherent Limitations of Internal Financial Controls Over Financial Reporting

Because of the inherent limitations of internal financial controls over financial reporting, including the possibility of collusion or improper management override of controls, material misstatements due to error or fraud may occur and not be detected. Also, projections of any evaluation of the internal financial controls over financial reporting to future periods are subject to the risk that the internal financial control over financial reporting may become inadequate because of changes in conditions, or that the degree of compliance with the policies or procedures may deteriorate.

Opinion

In our opinion, to the best of our information and according to the explanations given to us, the Company has, in all material respects, an adequate internal financial controls system over financial reporting and such internal financial controls over financial reporting were operating effectively as at 31 March, 2021, based on the criteria for internal financial control over financial reporting established by the Company considering the essential components of internal control stated in the Guidance Note on Audit of Internal Financial Controls Over Financial Reporting issued by the Institute of Chartered Accountants of India.

For Fraser & Ross
Chartered Accountants
(Firm's Registration No. 000829S)

Place: Bengaluru
Date: 17 June, 2021

Balaji. M.N
(Partner)
(Membership No. 202094)
UDIN: 21202094AAAAEC8498

ANNEXURE "B" TO THE INDEPENDENT AUDITOR'S REPORT

(Referred to in paragraph 2 under 'Report on Other Legal and Regulatory Requirements' section of our report of even date)

- (i) (a) The Company has maintained proper records showing full particulars, including quantitative details and situation of plant, property and equipment.
- (b) Some of the plant, property and equipment were physically verified during the year by the Management in accordance with a regular programme of verification which, in our opinion, provides for physical verification of all the plant, property and equipment at reasonable intervals. According to the information and explanation given to us no material discrepancies were noticed on such verification.
- (c) According to the information and explanations given to us and the records examined by us and based on the examination of the registered sale deed provided to us, we report that, the title deeds, comprising all the immovable properties of land and buildings which are freehold, are held in the name of the Company as at the balance sheet date. In respect of immovable properties of buildings that have been taken on lease and disclosed as property, plant and equipment in the standalone financial statements, the lease agreements are in the name of the Company, where the Company is the lessee in the agreement.
- (ii) As explained to us, the inventories were physically verified during the year by the Management at reasonable intervals and no material discrepancies were noticed on physical verification.
- (iii) The Company has not granted any loans, secured or unsecured, to companies, firms, limited liability partnerships or other parties covered in the Register maintained under Section 189 of the Companies Act, 2013.
- (iv) The Company has not granted any loans hence provisions of Section 185 is not applicable, the Company has not provided any guarantee under section 186, however the Company has made investment which is within the limits of section 186 of the Companies Act, 2013.
- (v) According to the information and explanations given to us, the Company has not accepted any deposit during the year hence the provisions of Sections 73 to 76 or any other relevant provisions of the Companies Act, 2013 is not applicable.
- (vi) We have broadly reviewed the cost records maintained by the Company pursuant to the Companies (Cost Records and Audit) Rules, 2014, as amended and prescribed by the Central Government under sub-section (1) of Section 148 of the Companies Act, 2013, and are of the opinion that, prima facie, the prescribed cost records have been made and maintained. We have, however, not made a detailed examination of the cost records with a view to determine whether they are accurate or complete.
- (vii) According to the information and explanations given to us, in respect of statutory dues:
- (a) The Company has generally been regular in depositing undisputed statutory dues, including Provident Fund, Employees' State Insurance, Income-tax, Customs Duty, Goods and Service Tax, Cess and other material statutory dues applicable to it to the appropriate authorities.
- (b) There were no undisputed amounts payable in respect of Provident Fund, Employees' State Insurance, Income-tax, Customs Duty, Goods and Service Tax, Cess and other material statutory dues in arrears as at 31 March, 2021 for a period of more than six months from the date they became payable.
- (c) Details of dues of Income tax, Sales Tax and Excise Duty which have not been deposited as on 31 March, 2021 on account of disputes are given below:

Name of Statute	Nature of Dues	Forum where dispute is pending	Period to which the amount relates	Amount involved (INR in Lakhs)	Amount Unpaid (INR in Lakhs)
Tamil Nadu General Sales Tax Act, 1959	Sales Tax	Deputy Commissioner (CT) Appeals, Sales Tax Appellate Tribunal	FY 1997-1998 and FY 1998-1999	6.86	6.86
Central Sales Tax, 1956	Sales Tax	Deputy Commissioner (CT) Appeals, Sales Tax Appellate Tribunal	FY 1997-1998 and FY 1998-1999	2.02	2.02
Central Sales Tax, 1956	Sales Tax	Commissioner of Central Excise & Service Tax (Appeals)	FY 2013-2014	0.68	0.65
Central Excise Act, 1944	Excise Duty	Customs, Excise and Service Tax appellate Tribunal	FY 2007-08 to 2011 - 12	67.92	67.92

- (viii) In our opinion and according to the information and explanations given to us, the Company has not defaulted in the repayment of borrowings to banks. There are no loans or borrowings from financial institutions and government. The Company has not issued any debentures.
- (ix) The Company has not raised moneys by way of initial public offer or further public offer (including debt instruments) or term loans and hence reporting under clause (ix) of the Order is not applicable.
- (x) To the best of our knowledge and according to the information and explanations given to us, no fraud by the Company and no material fraud on the Company by its officers or employees has been noticed or reported during the year.
- (xi) In our opinion and according to the information and explanations given to us, the Company has paid / provided managerial remuneration in accordance with the requisite approvals mandated by the provisions of section 197 read with Schedule V to the Companies Act, 2013.
- (xii) The Company is not a Nidhi Company and hence reporting under clause (xii) of the Order is not applicable.
- (xiii) In our opinion and according to the information and explanations given to us the Company is in compliance with Sections 177 and 188 of the Companies Act, 2013, where applicable, for all transactions with the related parties and the details of related party transactions have been disclosed in the Standalone Financial Statements as required by the applicable accounting standards.
- (xiv) During the year the Company has not made any preferential allotment or private placement of shares or fully or partly convertible debentures and hence reporting under clause (xiv) of the Order is not applicable to the Company.
- (xv) In our opinion and according to information and explanations given to us, during the year the Company has not entered into any non-cash transactions with its directors or persons connected with them and hence provisions of Section 192 of Companies Act, 2013 are not applicable.
- (xvi) The Company is not required to be registered under section 45-IA of the Reserve Bank of India Act, 1934.

For Fraser & Ross
Chartered Accountants
(Firm's Registration No. 000829S)

Balaji. M.N
(Partner)
(Membership No. 202094)
UDIN: 21202094AAAAEC8498

Place: Bengaluru
Date: 17 June, 2021

BIMETAL BEARINGS LIMITED

CIN:L29130TN1961PLC004466

STANDALONE FINANCIAL STATEMENTS

BIMETAL BEARINGS LIMITED
Standalone Balance Sheet as at March 31, 2021
(All amounts are in INR Lakhs, unless otherwise stated)

	Note no.	As at March 31, 2021	As at March 31, 2020
ASSETS			
Non-current assets			
Property, plant and equipment	3	6,359.74	4,764.53
Right to use	43	-	41.58
Capital work-in-progress		314.73	1,263.10
Other intangible assets	4	40.68	53.82
Financial assets			
i. Investments	5	3,925.54	3,554.81
ii. Other financial assets	6	588.86	632.51
Other non-current assets	8	203.37	616.35
Total non-current assets		11,432.92	10,926.70
Current assets			
Inventories	9	4,956.89	4,084.37
Financial assets			
i. Investments	10	1,362.42	567.23
ii. Trade receivables	11		
Trade receivables considered good - Unsecured		5,055.51	4,113.67
iii. Cash and cash equivalents	12	113.59	102.66
iv. Bank balances other than (iii) above	13	77.32	78.79
v. Loans	14	3.49	4.17
vi. Other financial assets	6	303.04	425.81
Current tax assets (Net)	7	26.90	63.70
Other current assets	15	300.53	474.75
Total current assets		12,199.69	9,915.15
Total assets		23,632.61	20,841.85
EQUITY and LIABILITIES			
Equity			
Equity share capital	16	382.50	382.50
Other equity	17	18,201.33	16,955.01
Total equity		18,583.83	17,337.51
Liabilities			
Non-current liabilities			
Financial liabilities			
i. Lease liabilities	43	-	31.52
Provisions	23	151.32	160.53
Deferred tax liabilities (Net)	18	497.92	287.97
Total non-current liabilities		649.24	480.02
Current liabilities			
Financial liabilities			
i. Borrowings	19	479.53	314.63
ii. Trade payables	20		
Total outstanding dues of micro enterprises and small enterprises		385.52	168.54
Total outstanding dues of creditors other than micro enterprises and small enterprises		3,113.82	2,075.38
iii. Lease liabilities	43	-	11.85
iv. Other financial liabilities	21	310.11	205.72
Other current liabilities	22	61.58	54.75
Provisions	23	48.98	193.45
Total current liabilities		4,399.54	3,024.32
Total liabilities		5,048.78	3,504.34
Total equity and liabilities		23,632.61	20,841.85

See accompanying notes to the standalone financial statements

In terms of our report attached.

For Fraser & Ross

Firm's Registration Number: 000829S
Chartered Accountants

Balaji M.N

Partner
Membership Number: 202094

Place : Bengaluru
Date: June 17, 2021

For and on behalf of Board of Directors

A. Krishnamoorthy

Managing Director
DIN: 00001778
Chennai

P.M. Venkatasubramanian

Director
DIN: 00001579
Chennai

K. Vidhya Shankar

Company Secretary
Coimbatore

S. Narayanan

Whole-time Director
DIN: 03564659
Coimbatore

R. Natarajan

Chief Financial Officer
Coimbatore

Date : June 17, 2021

BIMETAL BEARINGS LIMITED

Standalone Statement of Profit and Loss for the year ended March 31, 2021

(All amounts are in INR Lakhs, unless otherwise stated)

	Note no.	For the year ended March 31, 2021	For the year ended March 31, 2020
I Revenue from operations	24	15,846.41	14,912.90
II Other income	25	554.10	714.99
III Total revenue (I +II)		16,400.51	15,627.89
IV Expenses			
a) Cost of materials consumed	26	8,985.45	7,371.76
b) Purchases of stock-in-trade		448.24	125.63
c) Changes in inventories of finished goods, stock-in-trade and work-in-progress	27	(827.75)	363.40
d) Employee benefits expense	28	2,537.44	2,670.85
e) Finance costs	29	47.69	8.32
f) Depreciation and amortisation expenses	30	550.84	566.99
g) Other expenses	31	4,283.83	4,381.30
V Total expenses		16,025.74	15,488.25
VI Profit before tax (III-V)		374.77	139.64
VII Tax expense :			
Current tax		(62.22)	6.30
Deferred tax	18	42.50	(31.20)
VIII Total tax expense		(19.72)	(24.90)
IX Profit for the year (VI-VIII)		394.49	164.54
X Other comprehensive income / (loss)			
(i) Items that will not be reclassified to profit or loss			
(a) Remeasurements of the defined benefit plans		43.59	(43.22)
(b) Equity instruments through other comprehensive income		1,243.44	(492.49)
(ii) Income tax relating to items that will not be reclassified to profit or loss	18	(167.44)	32.53
Total other comprehensive income / (loss)		1119.59	(503.18)
XI Total comprehensive income / (loss) for the year		1,514.08	(338.64)
XII Earnings per share of INR 10 each			
Basic		10.31	4.30
Diluted		10.31	4.30
See accompanying notes to the standalone financial statements			

In terms of our report attached.

For Fraser & Ross

Firm's Registration Number: 000829S
Chartered Accountants

Balaji M.N

Partner
Membership Number: 202094

For and on behalf of Board of Directors

A. Krishnamoorthy
Managing Director
DIN: 00001778
Chennai

S. Narayanan
Whole-time Director
DIN: 03564659
Coimbatore

P.M. Venkatasubramanian
Director
DIN: 00001579
Chennai

R. Natarajan
Chief Financial Officer
Coimbatore

K. Vidhya Shankar
Company Secretary
Coimbatore

Place : Bengaluru
Date: June 17, 2021

Date: June 17, 2021

BIMETAL BEARINGS LIMITED

Standalone statement of Cash Flows for the year ended March 31, 2021

(All amounts are in INR Lakhs, unless otherwise stated)

Particulars	For the year ended March 31, 2021	For the year ended March 31, 2020
Cash flow from operating activities		
Profit / (loss) before tax for the year	374.77	139.64
Adjustments for		
Depreciation and amortisation expense	550.85	566.99
(Gain) / Loss on disposal of property, plant and equipment (Net)	48.22	(2.79)
Gain on sale of financial assets	(34.47)	(28.59)
Changes in fair value of financial assets at fair value through profit or loss	(184.63)	77.48
Liabilities no longer required written back	(36.06)	(130.46)
Net unrealised foreign exchange (gain)/loss	(26.84)	(41.98)
Dividend and interest income classified as investing cash flows	(130.28)	(385.59)
Finance costs	47.69	8.32
Change in operating assets and liabilities		
(Increase)/Decrease in trade receivables	(941.51)	1,007.97
(Increase)/Decrease in inventories	(872.53)	453.95
(Increase)/Decrease in other financial assets	166.78	(209.38)
(Increase)/Decrease in other non-current assets	4.26	(0.71)
(Increase)/Decrease in other current assets	217.81	(31.00)
(Increase)/Decrease in loans to employees	0.68	2.92
Increase/(Decrease) in trade payables	1,317.99	(66.77)
Increase/(Decrease) in other financial liabilities	(17.77)	17.77
Increase/(Decrease) in other current liabilities	6.83	(144.57)
Increase/(Decrease) in provisions	(2.86)	38.96
Cash generated from operations	488.93	1,272.16
Income taxes (paid)/refund received	400.44	(12.34)
Net cash inflow from operating activities	889.37	1,259.82
Cash flows from investing activities		
(Increase)/Decrease in borrowings	164.90	314.63
Payments for property, plant and equipment (net)	(1,111.07)	(1,675.57)
Payments for purchase/receipts towards sale of investments (net)	296.62	58.06
(Increase)/Decrease in other bank balances	1.47	(21.15)
Interest and dividend received	129.92	394.10
Net cash used in investing activities	(518.16)	(929.93)

BIMETAL BEARINGS LIMITED

Standalone statement of Cash Flows for the year ended March 31, 2021 - (Contd.)

(All amounts are in INR Lakhs, unless otherwise stated)

Particulars	For the year ended March 31, 2021	For the year ended March 31, 2020
Cash flows from financing activities		
Interest paid	(45.75)	(3.31)
Payment of lease liabilities	(45.31)	(46.90)
Dividends paid to company's shareholders including dividend tax	(269.22)	(461.86)
Net cash used in financing activities	(360.28)	(512.07)
Net increase/(decrease) in cash and cash equivalents	10.93	(182.18)
Cash and cash equivalents at the beginning of the year	102.66	284.84
Cash and cash equivalents at end of the year	113.59	102.66

See accompanying notes to the standalone financial statements

Note: The above Cash Flow Statement has been prepared under 'indirect method' set out in the Ind AS 7 - Cash Flow Statement

In terms of our report attached.

For Fraser & Ross

Firm's Registration Number: 000829S
Chartered Accountants

For and on behalf of Board of Directors

A. Krishnamoorthy

Managing Director
DIN: 00001778
Chennai

S. Narayanan

Whole-time Director
DIN: 03564659
Coimbatore

Balaji M.N

Partner
Membership Number: 202094

P.M. Venkatasubramanian

Director
DIN: 00001579
Chennai

R. Natarajan

Chief Financial Officer
Coimbatore

K. Vidhya Shankar

Company Secretary
Coimbatore

Place : Bengaluru
Date: June 17, 2021

Date: June 17, 2021

BIMETAL BEARINGS LIMITED
Statement of Changes in equity for the year ended March 31, 2021
(All amounts are in INR Lakhs, unless otherwise stated)

	Note.No	Amount					
I) Equity share capital							
Balance as at April 1, 2019		382.50					
Changes in equity share capital during the year	16	-					
Balance as at March 31, 2020		382.50					
Changes in equity share capital during the year	16	-					
Balance as at March 31, 2021		382.50					
(II) Other equity			Reserves and surplus				
	Note.No	General Reserve	Capital Reserve	Retained earnings	Actuarial Gain/ (Loss)	Equity instrument through other Comprehensive income	Total
Balance as at April 1, 2019		14,003.81	-	1,541.60	47.13	2,162.23	17,754.77
Profit for the year	17	-	-	164.54	-	-	164.54
Other comprehensive income	17	-	-	-	(10.69)	(492.49)	(503.18)
Transfer to general reserve	17	550.00	-	(550.00)	-	-	-
Dividends paid including dividend distribution tax	17	-	-	(461.12)	-	-	(461.12)
Balance as at March 31, 2020		14,553.81	-	695.02	36.44	1,669.74	16,955.01
Profit for the year	17	-	-	394.49	-	-	394.49
Other comprehensive income	17	-	-	-	(123.85)	1,243.44	1,119.59
Dividends paid	17	-	-	(267.76)	-	-	(267.76)
Balance as at March 31, 2021		14,553.81	-	821.75	(87.41)	2,913.18	18,201.33

See accompanying notes to the standalone financial statements

In terms of our report attached.

For Fraser & Ross

Firm's Registration Number: 000829S
Chartered Accountants

Balaji M.N
Partner

Membership Number: 202094

For and on behalf of Board of Directors

A. Krishnamoorthy
Managing Director
DIN: 00001778
Chennai

P.M. Venkatasubramanian
Director
DIN: 00001579
Chennai

S. Narayanan
Whole-time Director
DIN: 03564659
Coimbatore

R. Natarajan
Chief Financial Officer
Coimbatore

K. Vidhya Shankar
Company Secretary
Coimbatore

Place : Bengaluru
Date: June 17, 2021

Date: June 17, 2021

BIMETAL BEARINGS LIMITED

Notes to the Standalone financial statements for the year ended March 31, 2021

1 General Information

Bimetal Bearings Limited ("the Company" or "BBL") is engaged in manufacturing of Engine Bearings, Bushings, Thrust Washers, Alloy Powder and Bimetallic Strips. The Company has manufacturing plants at Coimbatore, Hosur, Chennai (Sembiam and Thoraipakkam). The Company is a public listed company and listed on The Bombay Stock Exchange.

The standalone financial statements were approved for issue by the Board of Directors on June 17, 2021.

2 Significant accounting policies

This note provides a list of the significant accounting policies adopted in the preparation of these financial statements. These policies have been consistently applied to all the years presented, unless otherwise stated.

(a) Basis of preparation

(i) Compliance with Ind AS

These financial statements have been prepared in accordance with Indian Accounting Standards ("Ind AS") notified under the Companies (Indian Accounting Standards) Rules, 2015 and Companies (Indian Accounting Standards) Amendment Rules, 2016 as applicable.

(ii) Historical cost convention

The financial statements have been prepared on a historical cost basis, except for the following:

- a) certain financial assets and liabilities (including derivative instruments) that is measured at fair value and
- b) defined benefit plans — plan assets measured at fair value

Historical cost is generally based on the fair value of the consideration given in exchange for goods and services.

Fair value is the price that would be received to sell an asset or paid to transfer a liability in an orderly transaction between market participants at the measurement date, regardless of whether that price is directly observable or estimated using another valuation technique. In estimating the fair value of an asset or a liability, the Company takes into account the characteristics of the asset or liability if market participants would take those characteristics into account when pricing the asset or liability at the measurement date. Fair value for measurement and/or disclosure purposes in these standalone financial statements is determined on such a basis, except for share-based payment transactions that are within the scope of Ind AS 102, leasing transactions that are within the scope of Ind AS 116, and measurements that have some similarities to fair value but are not fair value, such as net realisable value in Ind AS 2 or value in use in Ind AS 36.

In addition, for financial reporting purposes, fair value measurements are categorised into Level 1, 2, or 3 based on the degree to which the inputs to the fair value measurements are observable and the significance of the inputs to the fair value measurement in its entirety, which are described as follows:

- Level 1 inputs are quoted prices (unadjusted) in active markets for identical assets or liabilities that the entity can access at the measurement date;
- Level 2 inputs are inputs, other than quoted prices included within Level 1, that are observable for the asset or liability, either directly or indirectly; and
- Level 3 inputs are unobservable inputs for the asset or liability.

- (iii) The Management has considered possible effects, if any, that may result from the pandemic relating to COVID-19 on the carrying amounts of its assets. In developing the assumptions and estimates relating to the uncertainties as at the Balance Sheet date, in relation to the recoverable amounts of these assets, the Management has considered the global economic conditions prevailing as at the date of approval of these financial results, and has used internal and external sources of information to the extent determined by it. The actual outcome of these assumptions and estimates may vary in future due to the impact of the pandemic.

(b) Segment Reporting

Operating segments are reported in a manner consistent with the internal reporting provided to the Chief operating decision maker. The Managing Director of the Company has been identified as being the chief operating decision maker.

BIMETAL BEARINGS LIMITED

Notes to the Standalone financial statements for the year ended March 31, 2021

(c) Foreign currency translation

(i) Functional and presentation currency

Items included in the financial statements of the Company are measured using the currency of the primary economic environment in which these entities operate (i.e. the "functional currency"). The financial statements are presented in INR, the national currency of India, which is the functional currency of the Company.

(ii) Transaction and balances

Transactions in foreign currency are translated into the respective functional currencies using the exchange rates prevailing at the dates of the respective transactions. Foreign exchange gains and losses resulting from the settlement of such transactions and from the translation at the exchange rates prevailing at reporting date of monetary assets and liabilities denominated in foreign currencies are recognized in the statement of profit and loss and reported within foreign exchange gains/ (losses).

Non-monetary assets and liabilities denominated in a foreign currency and measured at historical cost are translated at the exchange rate prevalent at the date of transaction. Foreign currency gains and losses are reported on a net basis. This includes changes in the fair value of foreign exchange derivative instruments, which are accounted at fair value through profit or loss.

(d) Revenue recognition

Revenue is recognised when control of the goods, services are transferred to the customer at an amount that reflects the consideration to which the Company expects to be entitled in exchange for those goods or services, regardless of when the payment is being made. Revenue is measured at the fair value of the consideration received or receivable, taking into account contractually defined terms of payment. The Company is the principal in all of its revenue arrangements since it is the primary obligor in all the revenue arrangements as it has pricing latitude and is also exposed to inventory and credit risks. However, Goods and Services tax (GST) are not received by the Company on its own account. Rather, it is tax collected on value added to the commodity by the seller on behalf of the government. Accordingly, it is excluded from revenue.

(i) Sale of goods

Revenue from sale of goods is recognised when control of the goods is transferred to the Customers. Revenue from the sale of goods is measured at the fair value of the consideration received or receivable, net of returns and allowances, trade discounts and volume rebates.

(ii) Dividend and interest income

Dividend income from investments is recognised when the shareholder's right to receive payment has been established (provided that it is probable that the economic benefits will flow to the Company and the amount of income can be measured reliably).

Interest income from a financial asset is recognised when it is probable that the economic benefits will flow to the Company and the amount of income can be measured reliably. Interest income is accrued on a time basis, by reference to the principal outstanding and at the effective interest rate applicable, which is the rate that exactly discounts estimated future cash receipts through the expected life of the financial asset to that asset's net carrying amount on initial recognition.

(iii) Other operating revenue

Income from duty drawback and other export incentives is recognised on accrual basis.

(e) Taxation

Income tax expense represents the sum of the tax currently payable and deferred tax.

(i) Current tax

The tax currently payable is based on taxable profit for the year. Taxable profit differs from 'profit before tax' as reported in the standalone statement of profit and loss because of items of income or expense that are taxable or deductible in other years and items that are never taxable or deductible.

The Company's current tax is calculated using tax rates that have been enacted or substantively enacted by the end of the reporting period.

(ii) Deferred tax

Deferred tax is recognised on temporary differences between the carrying amounts of assets and liabilities in the standalone financial statements and the corresponding tax bases used in the computation of taxable profit. Deferred tax liabilities are generally recognised for all taxable temporary differences. Deferred tax assets are generally recognised for all deductible temporary differences to the extent that it is

BIMETAL BEARINGS LIMITED

Notes to the Standalone financial statements for the year ended March 31, 2021

(e) **Taxation - (Contd.)**

(ii) **Deferred tax**

probable that taxable profits will be available against which those deductible temporary differences can be utilised. Such deferred tax assets and liabilities are not recognised if the temporary difference arises from the initial recognition (other than in a business combination) of assets and liabilities in a transaction that affects neither the taxable profit nor the accounting profit. In addition, deferred tax liabilities are not recognised if the temporary difference arises from the initial recognition of goodwill.

Deferred tax liabilities are recognised for taxable temporary differences associated with investments in associates, and interests in joint ventures, except where the Company is able to control the reversal of the temporary difference and it is probable that the temporary difference will not reverse in the foreseeable future. Deferred tax assets arising from deductible temporary differences associated with such investments and interests are only recognised to the extent that it is probable that there will be sufficient taxable profits against which to utilise the benefits of the temporary differences and they are expected to reverse in the foreseeable future.

The carrying amount of deferred tax assets is reviewed at the end of each reporting period and reduced to the extent that it is no longer probable that sufficient taxable profits will be available to allow all or part of the asset to be recovered.

Deferred tax liabilities and assets are measured at the tax rates that are expected to apply in the period in which the liability is settled or the asset realised, based on tax rates (and tax laws) that have been enacted or substantively enacted by the end of the reporting period.

The measurement of deferred tax liabilities and assets reflects the tax consequences that would follow from the manner in which the Company expects, at the end of the reporting period, to recover or settle the carrying amount of its assets and liabilities.

(iii) **Current and deferred tax for the year**

Current and deferred tax are recognised in profit or loss, except when they relate to items that are recognised in other comprehensive income or directly in equity, in which case, the current and deferred tax are also recognised in other comprehensive income or directly in equity respectively.

Where current tax or deferred tax arises from the initial accounting for a business combination, the tax effect is included in the accounting for the business combination.

(f) **Leasing**

Ind AS 116 requires lessees to determine the lease term as the non-cancellable period of a lease adjusted with any option to extend or terminate the lease, if the use of such option is reasonably certain. The Company makes an assessment on the expected lease term on a lease-by-lease basis and thereby assesses whether it is reasonably certain that any options to extend or terminate the contract will be exercised. In evaluating the lease term, the Company considers factors such as any significant leasehold improvements undertaken over the lease term, costs relating to the termination of the lease and the importance of the underlying asset to Company's operations taking into account the location of the underlying asset and the availability of suitable alternatives. The lease term in future periods is reassessed to ensure that the lease term reflects the current economic circumstances.

As a lessee

The Company's lease asset classes primarily consist of leases for land and buildings. The Company assesses whether a contract contains a lease, at inception of a contract. A contract is, or contains, a lease if the contract conveys the right to control the use of an identified asset for a period of time in exchange for consideration. To assess whether a contract conveys the right to control the use of an identified asset, the Company assesses whether: (i) the contract involves the use of an identified asset (ii) the Company has substantially all of the economic benefits from use of the asset through the period of the lease and (iii) the Company has the right to direct the use of the asset.

At the date of commencement of the lease, the Company recognizes a right-of-use asset ("ROU") and a corresponding lease liability for all lease arrangements in which it is a lessee, except for leases with a term of twelve months or less (short-term leases) and low value leases. For these short-term and low value leases, the Company recognizes the lease payments as an operating expense on a straight-line basis over the term of the lease.

Certain lease arrangements includes the options to extend or terminate the lease before the end of the lease term. ROU assets and lease liabilities includes these options when it is reasonably certain that they will be exercised.

The right-of-use assets are initially recognized at cost, which comprises the initial amount of the lease liability adjusted for any lease payments made at or prior to the commencement date of the lease plus any initial direct costs less any lease incentives. They are subsequently measured at cost less accumulated depreciation and impairment losses.

BIMETAL BEARINGS LIMITED

Notes to the Standalone financial statements for the year ended March 31, 2021

(f) Leasing (Contd.)

As a lessee

Right-of-use assets are depreciated from the commencement date on a straight-line basis over the shorter of the lease term and useful life of the underlying asset. Right of use assets are evaluated for recoverability whenever events or changes in circumstances indicate that their carrying amounts may not be recoverable. For the purpose of impairment testing, the recoverable amount (i.e. the higher of the fair value less cost to sell and the value-in-use) is determined on an individual asset basis unless the asset does not generate cash flows that are largely independent of those from other assets. In such cases, the recoverable amount is determined for the Cash Generating Unit (CGU) to which the asset belongs.

The lease liability is initially measured at amortized cost at the present value of the future lease payments. The lease payments are discounted using the interest rate implicit in the lease or, if not readily determinable, using the incremental borrowing rates in the country of domicile of these leases. Lease liabilities are remeasured with a corresponding adjustment to the related right of use asset if the Company changes its assessment if whether it will exercise an extension or a termination option.

Lease liability and ROU asset have been separately presented in the Balance Sheet and lease payments have been classified as financing cash flows.

(g) Impairment of assets

At the end of each reporting period, the Company reviews the carrying amounts of its tangible and intangible assets to determine whether there is any indication that those assets have suffered an impairment loss. If any such indication exists, the recoverable amount of the asset is estimated in order to determine the extent of the impairment loss (if any). When it is not possible to estimate the recoverable amount of an individual asset, the Company estimates the recoverable amount of the cash generating unit to which the asset belongs. When a reasonable and consistent basis of allocation can be identified, corporate assets are also allocated to individual cash-generating units, or otherwise they are allocated to the smallest Company of cash-generating units for which a reasonable and consistent allocation basis can be identified.

Intangible assets with indefinite useful lives and intangible assets not yet available for use are tested for impairment at least annually, and whenever there is an indication that the asset may be impaired.

Recoverable amount is the higher of fair value less costs of disposal and value in use. In assessing value in use, the estimated future cash flows are discounted to their present value using a pre-tax discount rate that reflects current market assessments of the time value of money and the risks specific to the asset for which the estimates of future cash flows have not been adjusted.

If the recoverable amount of an asset (or cash-generating unit) is estimated to be less than its carrying amount, the carrying amount of the asset (or cash-generating unit) is reduced to its recoverable amount. An impairment loss is recognised immediately in profit or loss.

When an impairment loss subsequently reverses, the carrying amount of the asset (or a cash-generating unit) is increased to the revised estimate of its recoverable amount, but so that the increased carrying amount does not exceed the carrying amount that would have been determined had no impairment loss been recognised for the asset (or cash-generating unit) in prior years. A reversal of an impairment loss is recognised immediately in profit or loss.

(h) Cash flow Statement

Cash flows are reported using the indirect method, whereby profit for the period is adjusted for the effects of Transactions of a non-cash nature, any deferrals or accruals of past or future operating cash receipt or payments and item of income or expense associated with investing or financing cash-flows. The cash flow from operating, investing and financing activities of the Company are segregated.

(i) Inventories

Inventories are stated at the lower of cost and net realisable value. Cost of raw materials and traded goods comprises cost of purchases. Cost of work-in-progress and finished goods comprises direct materials, direct labour and an appropriate proportion of variable and fixed overhead expenditure, the latter being allocated on the basis of normal operating capacity. Cost of inventories also include all other costs incurred in bringing the inventories to their present location and condition. Costs are determined and assigned to individual items of inventory using the weighted average method. Costs of purchased inventory are determined after deducting rebates and discounts. Net realisable value represents the estimated selling price for inventories less all estimated costs of completion and costs necessary to make the sale.

BIMETAL BEARINGS LIMITED

Notes to the Standalone financial statements for the year ended March 31, 2021

(j) Financial instruments

Financial assets and financial liabilities are recognised when a Company entity becomes a party to the contractual provisions of the instruments.

Financial assets and financial liabilities are initially measured at fair value. Transaction costs that are directly attributable to the acquisition or issue of financial assets and financial liabilities (other than financial assets and financial liabilities at fair value through profit or loss) are added to or deducted from the fair value of the financial assets or financial liabilities, as appropriate, on initial recognition.

Transaction costs directly attributable to the acquisition of financial assets or financial liabilities at fair value through profit or loss are recognised immediately in profit or loss.

(k) Financial assets

All regular way purchases or sales of financial assets are recognised and derecognised on a trade date basis. Regular way purchases or sales of financial assets that require delivery of assets within the time frame established by regulation or convention in the market place.

All recognised financial assets are subsequently measured in their entirety at either amortised cost or fair value, depending on the classification of the financial assets.

(i) Classification of financial assets

The Company classifies its financial assets in the following measurement categories:

- a) those to be measured subsequently at fair value (either through other comprehensive income, or through profit or loss),
- b) those measured at amortised cost and
- c) those measured at cost

The classification depends on the entity's business model for managing the financial assets, the contractual terms of the cash flows and whether the investment meets the definition of interest in associates and joint ventures. For assets measured at fair value, gains and losses will either be recorded in profit or loss or other comprehensive income. For investments in debt instruments, this will depend on the business model in which the investment is held. For investments in equity instruments, this will depend on whether the Company has made an irrevocable election at the time of initial recognition to account for the equity investment at fair value through other comprehensive income. The Company reclassifies debt investments when and only when its business model for managing those assets changes. Investments forming part of interest in associates and joint ventures are measured at cost.

(ii) Measurements

At initial recognition, the Company measures a financial asset at its fair value plus, in the case of a financial asset not at fair value through profit or loss, transaction costs that are directly attributable to the acquisition of the financial asset. Transaction costs of financial assets carried at fair value through profit or loss are expensed in profit or loss.

- Debt instruments

Subsequent measurement of debt instruments depends on the Company's business model for managing the asset and the cash flow characteristics of the asset. There are two measurement categories into which the Company classifies its debt instruments:

- a) **Amortised cost:** Assets that are held for collection of contractual cash flows where those cash flows represent solely payments of principal and interest are measured at amortised cost. A gain or loss on a debt investment that is subsequently measured at amortised cost and is not part of a hedging relationship is recognised in profit or loss when the asset is derecognised or impaired. Interest income from these financial assets is included in other income using the effective interest rate method.
- b) **Fair value through profit or loss:** Assets that do not meet the criteria for amortised cost or Fair value through other comprehensive income are measured at fair value through profit or loss. A gain or loss on a debt investment that is subsequently measured at fair value through profit or loss and is not part of a hedging relationship is recognised in profit or loss and presented net in the statement of profit and loss within other income/ other expenses in the period in which it arises. Interest income from these financial assets is included in other income.

- Equity instruments

The Company subsequently measures all equity investments other than investments forming part of interest in associates and joint

BIMETAL BEARINGS LIMITED

Notes to the Standalone financial statements for the year ended March 31, 2021

(k) **Financial assets (Contd.)**

(ii) **Measurements**

ventures at fair value. Where the Company's management has elected to present fair value gains and losses on equity investments in other comprehensive income, there is no subsequent reclassification of fair value gains and losses to profit or loss. Dividends from such investments are recognised in profit or loss as other income when the Company's right to receive payments is established.

Changes in the fair value of financial assets at fair value through profit or loss are recognised in other income/ other expenses in the statement of profit and loss. Impairment losses (and reversal of impairment losses) on equity investments measured at FVOCI are not reported separately from other changes in fair value.

(iii) **Impairment of financial assets**

The Company assesses on a forward looking basis the expected credit losses associated with its assets carried at cost and amortised cost. The impairment methodology applied depends on whether there has been a significant increase in credit risk. Refer notes to accounts for the details how the Company determines whether there has been a significant increase in credit risk.

For trade receivables only, the Company applies the simplified approach permitted by Ind AS 109 Financial Instruments, which requires expected lifetime losses to be recognised from initial recognition of the receivables.

(iv) **Derecognition of financial assets**

A financial asset is derecognised only when

- a) The Company has transferred the rights to receive cash flows from the financial asset or
- b) retains the contractual rights to receive the cash flows of the financial asset, but assumes a contractual obligation to pay the cash flows to one or more recipients.

Where the entity has transferred an asset, the Company evaluates whether it has transferred substantially all risks and rewards of ownership of the financial asset. In such cases, the financial asset is derecognised. Where the entity has not transferred substantially all risks and rewards of ownership of the financial asset, the financial asset is not derecognised.

Where the entity has neither transferred a financial asset nor retains substantially all risks and rewards of ownership of the financial asset, the financial asset is derecognised if the Company has not retained control of the financial asset. Where the Company retains control of the financial asset, the asset is continued to be recognised to the extent of continuing involvement in the financial asset.

(v) **Income recognition**

a) **Interest income**

Interest income from debt instruments is recognised using the effective interest rate method. The effective interest rate is the rate that exactly discounts estimated future cash receipts through the expected life of the financial asset to the gross carrying amount of a financial asset. When calculating the effective interest rate, the Company estimates the expected cash flows by considering all the contractual terms of the financial instrument (for example: prepayment, extension, call and similar options) but does not consider the expected credit losses.

b) **Dividends**

Dividends are recognised in profit or loss only when the right to receive payment is established, it is probable that the economic benefits associated with the dividend will flow to the Company, and the amount of the dividend can be measured reliably.

(l) **Financial liabilities and equity instruments**

(i) **Classification as debt or equity**

Debt and equity instruments issued by a Company entity are classified as either financial liabilities or as equity in accordance with the substance of the contractual arrangements and the definitions of a financial liability and an equity instrument.

(ii) **Equity instruments**

An equity instrument is any contract that evidences a residual interest in the assets of an entity after deducting all of its liabilities. Equity instruments issued by a Company entity are recognised at the proceeds received, net of direct issue costs.

BIMETAL BEARINGS LIMITED

Notes to the Standalone financial statements for the year ended March 31, 2021

(l) Financial liabilities and equity instruments (Contd.)

Repurchase of the Company's own equity instruments is recognised and deducted directly in equity.

No gain or loss is recognised in profit or loss on the purchase, sale, issue or cancellation of the Company's own equity instruments.

(iii) Financial liabilities

All financial liabilities are subsequently measured at amortised cost using the effective interest method or at FVTPL. However, financial liabilities that arise when a transfer of a financial asset does not qualify for derecognition or when the continuing involvement approach applies, financial guarantee contracts issued by the Company, and commitments issued by the Company to provide a loan at below-market interest rate are measured in accordance with the specific accounting policies set out below.

(m) Derivatives

The Company enters into certain derivative contracts to hedge risks which are not designated as hedges. Such contracts are initially recognised at fair value on the date a derivative contract is entered into and are subsequently re-measured to their fair value at the end of each reporting period. The impact of the fair value changes are included in other income.

(n) Offsetting financial instruments

Financial assets and liabilities are offset and the net amount is reported in the balance sheet where there is a legally enforceable right to offset the recognised amounts and there is an intention to settle on a net basis or realise the asset and settle the liability simultaneously. The legally enforceable right must not be contingent on future events and must be enforceable in the normal course of business and in the event of default, insolvency or bankruptcy of the Company or the counterparty.

(o) Property, plant and equipment

Land and buildings held for use in the production or supply of goods or services, or for administrative purposes, are stated in the standalone balance sheet at cost less accumulated depreciation and accumulated impairment losses. Freehold land is not depreciated.

Properties in the course of construction for production, supply or administrative purposes are carried at cost, less any recognised impairment loss. Cost includes professional fees and, for qualifying assets, borrowing costs capitalised in accordance with the Company's accounting policy. Such properties are classified to the appropriate categories of property, plant and equipment when completed and ready for intended use. Depreciation of these assets on the same basis as other property assets commences when the assets are ready for their intended use.

Fixtures and equipment are stated at cost less accumulated depreciation and accumulated impairment losses.

Depreciation commences when the assets are ready for their intended use. Depreciable amount for assets is the cost of an asset, or other amount substituted for cost, less its estimated residual value. Depreciation is recognized so as to write off the cost of assets (other than freehold land and properties under construction) less their residual values over their useful lives, using straight-line method as per the useful life prescribed in Schedule II to the Companies Act, 2013. However, the estimates of useful lives of certain assets, based on technical evaluation are different from those specified in Schedule II which are set out below:

Plant and equipment - Useful life 20 years

Assets costing individually upto Rs. 5,000/- are fully depreciated in the year of purchase.

An item of property, plant and equipment is derecognised upon disposal or when no future economic benefits are expected to arise from the continued use of the asset. Any gain or loss arising on the disposal or retirement of an item of property, plant and equipment is determined as the difference between the sales proceeds and the carrying amount of the asset and is recognised in profit or loss.

(p) Intangible assets

(i) Acquired intangible assets

Intangible assets with finite useful lives that are acquired separately are carried at cost less accumulated amortisation and accumulated impairment losses. Amortisation is recognised on a straight-line basis over their estimated useful lives. The estimated useful life and amortisation method are reviewed at the end of each reporting period, with the effect of any changes in estimate being accounted for on a prospective basis. Intangible assets with indefinite useful lives that are acquired separately are carried at cost less accumulated impairment losses.

BIMETAL BEARINGS LIMITED

Notes to the Standalone financial statements for the year ended March 31, 2021

(p) **Intangible assets (Contd.)**

(ii) **Research and development**

Expenditure on research activities is recognised as an expense in the period in which it is incurred.

An internally-generated intangible asset arising from development (or from the development phase of an internal project) is recognised if, and only if, all of the following have been demonstrated:

- the technical feasibility of completing the intangible asset so that it will be available for use or sale;
- the intention to complete the intangible asset and use or sell it;
- the ability to use or sell the intangible asset;
- how the intangible asset will generate probable future economic benefits;
- the availability of adequate technical, financial and other resources to complete the development and to use or sell the intangible asset; and
- the ability to measure reliably the expenditure attributable to the intangible asset during its development.

The amount initially recognised for internally-generated intangible assets is the sum of the expenditure incurred from the date when the intangible asset first meets the recognition criteria listed above. Where no internally-generated intangible asset can be recognised, development expenditure is recognised in profit or loss in the period in which it is incurred.

Subsequent to initial recognition, internally-generated intangible assets are reported at cost less accumulated amortisation and accumulated impairment losses, on the same basis as intangible assets that are acquired separately.

(iii) **Derecognition of intangible assets**

An intangible asset is derecognised on disposal, or when no future economic benefits are expected from use or disposal. Gains or losses arising from derecognition of an intangible asset, measured as the difference between the net disposal proceeds and the carrying amount of the asset, are recognised in profit or loss when the asset is derecognised.

iv) **Useful lives of intangible assets**

Estimated useful lives of the intangible assets are as follows:

Technical Know how - Useful life 5 years

Computer Software - Useful life 6 years

Assets costing individually upto INR 5,000/- are fully amortized in the year of purchase.

(q) **Provisions**

Provisions are recognised when the Company has a present obligation (legal or constructive) as a result of a past event, it is probable that the Company will be required to settle the obligation, and a reliable estimate can be made of the amount of the obligation.

The amount recognised as a provision is the best estimate of the consideration required to settle the present obligation at the end of the reporting period, taking into account the risks and uncertainties surrounding the obligation. When a provision is measured using the cash flows estimated to settle the present obligation, its carrying amount is the present value of those cash flows (when the effect of the time value of money is material).

When some or all of the economic benefits required to settle a provision are expected to be recovered from a third party, a receivable is recognised as an asset if it is virtually certain that the reimbursement will be received and the amount of the receivable can be measured reliably.

(i) **Onerous contracts**

Present obligations arising under onerous contracts are recognised and measured as provisions. An onerous contract is considered to exist where the Company has a contract under which the unavoidable costs of meeting the obligations under the contract exceed the economic benefits expected to be received from the contract.

BIMETAL BEARINGS LIMITED

Notes to the Standalone financial statements for the year ended March 31, 2021

(r) Employee Benefits

Employee benefits include provident fund, employee state insurance, gratuity fund, super annuation fund and compensated absences.

(i) Retirement benefit costs and termination benefits

Payments to defined contribution Retirement Benefit Plans are recognised as an expense when employees have rendered service entitling them to the contributions.

For defined benefit Retirement Benefit Plans, the cost of providing benefits is determined using the projected unit credit method, with actuarial valuations being carried out at the end of each annual reporting period. Remeasurement, comprising actuarial gains and losses, the effect of the changes to the asset ceiling (if applicable) and the return on plan assets (excluding net interest), is reflected in the balance sheet with a charge or credit recognised in other comprehensive income in the period in which they occur. Remeasurement recognised in other comprehensive income is reflected immediately in retained earnings and is not reclassified to profit or loss. Past service cost is recognised in profit or loss in the period of a plan amendment. Net interest is calculated by applying the discount rate at the beginning of the period to the net defined benefit liability or asset.

(ii) Defined benefit costs are categorised as follows:

-service cost (including current service cost, past service cost, as well as gains and losses on curtailments and settlements);

-net interest expense or income; and

-remeasurement

For defined benefit plan, in the form of gratuity fund, the cost of providing benefits is determined using the Projected Unit Credit method, with actuarial valuations being carried out at each Balance Sheet date. Actuarial gains and losses are recognised in the Statement of Profit and Loss in the period in which they occur. The retirement benefit obligation recognised in the Balance Sheet represents the present value of the defined benefit obligation as adjusted for unrecognised past service cost, as reduced by the fair value of scheme assets. Any asset resulting from this calculation is limited to past service cost, plus the present value of available refunds and reductions in future contributions to the scheme. The gratuity fund is maintained with Life Insurance Corporation of India.

The Company presents the first two components of defined benefit costs in profit or loss in the line item 'Employee benefits expenses'. Curtailment gains and losses are accounted for as past service costs.

The retirement benefit obligation recognised in the balance sheet represents the actual deficit or surplus in the Company's defined benefit plan. Any surplus resulting from this calculation is limited to the present value of any economic benefits available in the form of refunds from the plans or reductions in future contributions to the plans.

A liability for a termination benefit is recognised at the earlier of when the entity can no longer withdraw the offer of the termination benefit and when the entity recognises any related restructuring costs.

(iii) Short-term and other long-term employee benefits

A liability is recognised for benefits accruing to employees in respect of wages and salaries, annual leave and sick leave in the period the related service is rendered at the undiscounted amount of the benefits expected to be paid in exchange for that service.

Liabilities recognised in respect of short-term employee benefits are measured at the undiscounted amount of the benefits expected to be paid in exchange for the related service.

Liabilities recognised in respect of other long-term employee benefits are measured at the present value of the estimated future cash outflows expected to be made by the Company in respect of services provided by employees up to the reporting date.

(s) Exceptional items

Company recognises exceptional item when items of income and expense within the Statement of Profit and Loss from ordinary activities are of such size, nature or incidence that their separate disclosure is relevant to explain the performance of the Company for the period.

BIMETAL BEARINGS LIMITED

Notes to the Standalone financial statements for the year ended March 31, 2021

(t) Earnings per share

Basic earnings per share is computed by dividing the profit / (loss) after tax by the weighted average number of equity shares outstanding during the year. Diluted earnings per share is computed by dividing the profit / (loss) after tax as adjusted for dividend, interest and other charges to expense or income relating to the dilutive potential equity shares, by the weighted average number of equity shares considered for deriving basic earnings per share and the weighted average number of equity shares which could have been issued on the conversion of all dilutive potential equity shares.

(u) Government grants

Government grants are not recognised until there is reasonable assurance that the Company will comply with the conditions attaching to them and that the grants will be received. Government grants are recognised in profit or loss on a systematic basis over the periods in which the Company recognises as expenses the related costs for which the grants are intended to compensate.

Specifically, government grants whose primary condition is that the Company should purchase, construct or otherwise acquire non-current assets are recognised as deferred revenue in the standalone balance sheet and transferred to profit or loss on a systematic and rational basis over the useful lives of the related assets.

Government grants that are receivable as compensation for expenses or losses already incurred or for the purpose of giving immediate financial support to the Company with no future related costs are recognised in profit or loss in the period in which they become receivable.

(v) Rounding off amounts

All amounts disclosed in the financial statements and notes have been rounded off to the nearest lakhs and decimals thereof as per the requirements of Schedule III, unless otherwise stated.

(w) Operating cycle

Based on the nature of products / activities of the Company and the normal time between acquisition of assets and their realisation in cash or cash equivalents, the Company has determined its operating cycle as 12 months for the purpose of classification of its assets and liabilities as current and non-current.

(x) Critical estimates and judgements

The preparation of financial statements requires the use of accounting estimates which, by definition, will seldom equal the actual results. Management also needs to exercise judgement in applying the Company's accounting policies.

This note provides an overview of the areas that involved a higher degree of judgement or complexity, and of items which are more likely to be materially adjusted due to estimates and assumptions turning out to be different than those originally assessed. Detailed information about each of these estimates and judgements is included in relevant notes together with information about the basis of calculation for each affected line item in the financial statements.

The areas involving critical estimates or judgements are:

Estimation of defined benefit obligation – Note 23

Estimation of current tax expense and payable – Note 32

Estimates and judgements are continually evaluated. They are based on historical experience and other factors, including expectations of future events that may have a financial impact on the Company and that are believed to be reasonable under the circumstances.

BIMETAL BEARINGS LIMITED

Notes to the Standalone financial statements for the year ended March 31, 2021

(All amounts are in INR Lakhs, unless otherwise stated)

3. Property, plant and equipment

	Land	Building	Plant and equipment	Furniture and fixtures	Vehicles	Total
Year ended March 31, 2020						
Gross carrying amount						
Opening gross carrying amount	23.49	804.31	5,204.86	98.60	82.84	6,214.10
Additions	-	58.17	583.35	8.73	-	650.25
Disposals	-	-	2.58	-	-	2.58
Closing gross carrying amount	23.49	862.48	5,785.63	107.33	82.84	6,861.77
Accumulated depreciation						
Opening accumulated depreciation	-	94.29	1,395.86	53.19	46.10	1,589.46
Depreciation charge during the year	-	34.00	459.05	6.25	9.92	509.24
Disposals	-	-	1.46	-	-	1.46
Closing accumulated depreciation	-	128.29	1,853.45	59.44	56.02	2,097.24
Net carrying amount March 31, 2020	23.49	734.19	3,932.18	47.89	26.82	4,764.53
Year ended March 31, 2021						
Gross carrying amount						
Opening gross carrying amount	23.49	862.48	5,785.63	107.33	82.84	6,861.77
Additions	-	879.71	1,259.86	3.20	-	2,142.77
Disposals	-	-	51.44	-	-	51.44
Closing gross carrying amount	23.49	1,742.19	6,994.05	110.53	82.84	8,953.10
Accumulated depreciation						
Opening accumulated depreciation	-	128.29	1,853.45	59.44	56.02	2,097.24
Depreciation charge during the year	-	34.64	449.60	7.99	3.89	496.12
Disposals	-	-	-	-	-	-
Closing accumulated depreciation	-	162.93	2,303.05	67.43	59.91	2,593.36
Net carrying amount March 31, 2021	23.49	1,579.26	4,691.00	43.10	22.93	6,359.74

Notes: (i) All fixed assets are owned by the Company, unless stated as taken on lease.

(ii) Gross carrying amount of cost of building as at March 31, 2021 includes INR 701.05 lakhs (March 31, 2020-INR 28.21 lakhs) being cost of buildings on lease hold land.

4. Other intangible assets

	Computer software	Others -Technical know-how	Total
Year ended March 31, 2020			
Gross carrying amount			
Opening gross carrying amount	169.75	28.48	198.23
Additions	0.09	7.99	8.08
Disposals	-	-	-
Closing gross carrying amount	169.84	36.47	206.31
Accumulated depreciation			
Opening accumulated depreciation	121.75	16.66	138.41
Depreciation charge during the year	9.24	4.84	14.08
Disposals	-	-	-
Closing Accumulated depreciation	130.99	21.50	152.49
Net carrying amount March 31, 2020	38.85	14.97	53.82
Year ended March 31, 2021			
Gross carrying amount			
Opening gross carrying amount	169.84	36.47	206.31
Additions	-	-	-
Disposals	-	-	-
Closing gross carrying amount	169.84	36.47	206.31
Accumulated depreciation			
Opening accumulated depreciation	130.99	21.50	152.49
Depreciation charge during the year	8.99	4.15	13.14
Disposals	-	-	-
Closing Accumulated depreciation	139.98	25.65	165.63
Net carrying amount March 31, 2021	29.86	10.82	40.68

BIMETAL BEARINGS LIMITED

Notes to the Standalone financial statements for the year ended March 31, 2021

(All amounts are in INR Lakhs, unless otherwise stated)

5. Non Current Investments	Face Value INR	As at March 31, 2021		As at March 31, 2020	
		Units	Market Value	Units	Market Value
(i) Investment in Equity Instruments (fully paid-up)					
At cost					
Unquoted					
(i) In Associates					
IPL Green Power Limited	10	7,50,000	75.00	7,50,000	75.00
Less : Provision for impairment			(75.00)		(75.00)
(ii) In Joint ventures					
BBL Daido Private Ltd	10	32,00,000	794.76	26,00,000	494.76
At Fair Value through Other Comprehensive Income					
Unquoted					
Amalgamations Repco Limited	10	1,20,750	156.97	1,20,750	156.97
Arkay Energy (Rameswaram) Limited	10	2,80,000	28.00	2,80,000	28.00
Madras Stock Exchange Ltd	1	4,55,620	11.99	4,55,620	11.99
South Asian Financial Exchange Limited	10	20,000	-	20,000	-
Stanes Amalgamated Estates Limited	10	6,380	8.10	6,380	8.10
Quoted					
Aditya Birla Fashion and Retail Ltd	10	7,280	14.65	7,280	11.13
Aditya Birla Capital Limited	10	5,040	6.01	5,040	2.12
Ashok Leyland Limited	1	11,000	12.49	11,000	4.74
Asian Paints (India) Limited	1	7,000	177.62	7,000	116.65
Axis Bank Limited	2	1,950	13.60	1,950	7.39
Bajaj Finance Limited	10	6,700	345.04	6,700	148.46
Bajaj Holdings and Investment Limited	10	950	31.28	950	17.09
Bajaj Auto Limited	10	1,900	69.74	1,900	38.42
Bajaj Finserv Limited	10	1,040	100.55	1,040	47.75
Bank of Baroda	2	18,500	13.71	18,500	9.91
Bank of India	10	900	0.61	900	0.29
Bharat Petroleum Corporation Limited	10	12,810	54.82	12,810	40.59
Biocon Limited	10	1,800	7.36	1,800	4.87
Canfin Homes Ltd	10	1,000	6.14	1,000	2.79
Colgate-Palmolive (India) Limited	1	2,800	43.66	2,800	35.08
Cummins India Ltd	2	1,960	18.03	1,960	6.40
G I C Housing Finance Limited	10	2,500	2.91	2,500	1.48
Gas Authority of India Limited	10	3,980	5.39	3,980	3.05
Glaxo Smithkline Beecham Consumer Health Care Limited	10	-	-	750	74.81
Grasim Industries Limited	10	3,600	52.22	3,600	17.14
Great Eastern Shipping Corporation Limited	10	1,080	3.38	1,080	2.22
Great Offshore Limited	10	270	-	270	-
HDFC Bank Limited	2	4,000	59.75	4,000	34.48
Hindustan Unilever Limited	10	3,692	89.77	400	9.19
Housing Development Finance Corporation Limited	10	30,000	749.43	30,000	489.93
ICICI Bank Limited	2	18,370	106.93	18,370	59.47
Indian Oil Corporation Limited	10	16,000	14.70	16,000	13.06
Indraprasth Gas Limited	10	2,500	12.81	2,500	9.70
Indusind Bank Limited	10	1,500	14.32	1,500	5.27
Industrial Development Bank of India	10	1,560	0.60	1,560	0.30
L.I.C.Housing Finance Limited	2	3,750	16.06	3,750	8.82
Mahindra and Mahindra Limited	5	4,000	31.81	4,000	11.40
Maruti Suzuki India	10	200	13.72	200	8.58
National Aluminium Company Limited	10	4,500	2.43	4,500	1.31
National Thermo Power Corporation Limited	10	1,800	1.92	1,800	1.52
Neyveli Lignite Corporation Limited	10	600	0.30	600	0.26
Nilkamal Plastics Limited	10	700	13.66	700	6.98
Oil and Natural Gas Corporation Limited	5	15,300	15.63	15,300	10.45
Petronet LNG Limited	10	2,000	4.49	2,000	4.00
Punjab National Bank	2	8,750	3.21	8,750	2.83
Reliance Industries Limited	10	2,670	53.48	2,670	29.74
Rural Electrification Corporation of India	10	2,120	2.78	2,120	1.88
Rail Vikas Nigam Ltd	10	11,700	3.40	11,700	1.50
Schaeffler India Ltd	10	600	32.65	600	22.30
State Bank of India	1	11,500	41.90	11,500	22.64
Sundaram Finance Limited	10	13,200	339.30	13,200	158.82
Sundaram Finance Holdings Limited	10	13,200	10.03	13,200	5.49
Tata Chemicals Ltd	10	1,400	10.53	1,400	3.13
Tata Consultancy Services Limited	1	1,628	51.74	1,664	30.39
Tata Motors Limited	2	9,495	28.66	9,495	6.75
Tata Steel Limited - Fully Paid	10	1,972	16.01	1,972	5.32
Tata Steel Limited - Rights Issue Fully Paid	10	136	1.10	136	0.04
Tata Consumer Products Ltd	1	14,596	93.25	13,000	38.33
The United Nilgiri Tea Estates Limited	10	17,264	51.46	17,264	33.30
Ultratech Cement Limited	10	171	11.52	171	5.55
Total (equity instruments - fully paid-up)			3,878.38		2,334.93

BIMETAL BEARINGS LIMITED

Notes to the Standalone financial statements for the year ended March 31, 2021

(All amounts are in INR Lakhs, unless otherwise stated)

5. Non Current Investments contd..	Face Value INR	As at March 31, 2021		As at March 31, 2020	
		Units	Market Value	Units	Market Value
(ii) Investment in Equity Instruments (partly paid-up)					
Unquoted					
Adyar Property Holding Company Limited (paid up Rs. 65 per share)	100	55	0.04	55	0.04
Tata Steel Limited (paid up Rs. 2.50 per share)	10	-	-	136	0.04
Total (equity instruments - partly paid-up)			0.04		0.08
(iii) Investment in Preference Instruments in Joint Venture (Unquoted)					
At Cost					
Unquoted					
BBL Daido Private Ltd (FCCPS)	100	-	-	3,00,000	300.00
Total (preference shares)			-		300.00
(iv) Investment in Bonds					
At Amortised Cost					
Quoted					
8.00% Indian Railway Finance Corporation Limited Tax Free Secured, Redeemable, Non-convertible Bonds	1,000	1,088	10.88	1,088	10.88
8.20% Power Finance Corporation Limited Tax Free Secured Redeemable Non-convertible Bonds	1,000	1,424	14.24	1,424	14.24
7.19% Power Finance Corporation Limited : Tax Free Secured Bonds	1,000	1,200	12.00	1,200	12.00
7.22% Rural Electrification Corporation Limited : Tax Free, Secured Bonds	1,000	1,000	10.00	1,000	10.00
(v) Investment in Debentures					
At Fair value through Profit or Loss					
Quoted					
8.49% SR-54 Non-Convertible Debentures of National Thermal Power Corporation Limited (Bonus for Shares)	12.50	1,500	-	1,500	-
Total (debentures and bonds)			47.12		47.12
(vi) Investment in Mutual Funds					
At Fair value through Profit or Loss					
Unquoted					
Axis Equity Saver Fund - Growth	10	-	-	11,74,362	140.81
DSP BlackRock Equity & Bond Fund - Growth	10	-	-	30,680	40.88
DSP Dynamic Asset Allocation Fund - Growth	10	-	-	3,21,133	45.43
Franklin India Debt Hybrid Fund - Plan A - Growth	10	-	-	88,161	48.43
Franklin India Corporate Debt Fund - Plan A - Growth	10	-	-	19,046	13.64
ICICI Prudential Equity & Debt Fund - Monthly Dividend	10	-	-	2,09,429	33.30
ICICI Prudential Equity & Debt Fund - Growth	10	-	-	10,525	11.15
ICICI Prudential Balanced Advantage Fund - Growth	10	-	-	3,51,987	107.60
ICICI Prudential Regular Savings Fund - Growth	10	-	-	3,02,804	131.79
ICICI Prudential Credit Risk Fund - Growth	10	-	-	1,97,703	43.00
ICICI Prudential Asset Allocator Fund	10	-	-	1,38,070	65.70
Kotak Balanced Advantage Fund - Growth	10	-	-	13,67,510	126.67
Nippon India Equity Savings Fund - Segregated Portfolio 1 - Dividend Plan (03DPD) (Earlier known as Reliance Equity Savings Fund - Dividend Plan)	10	-	-	90,951	0.22
SBI Mutual Fund- Gold Exchange Traded Scheme- Growth Op- Open (DEMAT)	10	-	-	200	8.07
SBI Equity Hybrid Fund - Regular Growth	10	-	-	34,394	40.82
SBI Credit Risk Fund	10	-	-	47,976	15.21
Total (mutual funds)			-		872.72
Total			3,925.54		3,554.81
Total non-current investments					
Aggregate amount of quoted investments and market value thereof			2,925.68		1,682.22
Aggregate amount of unquoted investments			1,074.86		1,947.59
Aggregate amount of impairment in value of investments			75.00		75.00

BIMETAL BEARINGS LIMITED

Notes to the Standalone financial statements for the year ended March 31, 2021

(All amounts are in INR Lakhs, unless otherwise stated)

	As at March 31, 2021		As at March 31, 2020	
	Current	Non-current	Current	Non-current
6. Other financial assets				
Financial assets at fair value				
(i) Financial assets at amortised cost				
Intercompany deposits	297.00	332.00	269.00	360.00
Interest accrued on deposits	4.02	-	3.23	-
Interest accrued on investments	0.16	-	0.59	-
Interest accrued on Income tax refund	-	-	141.92	-
Security deposits	1.86	256.86	3.50	272.51
Others - insurance claims	-	-	7.57	-
Total other financial assets	303.04	588.86	425.81	632.51
			As at March 31, 2021	As at March 31, 2020
7. Current tax assets (net)				
Advance income tax*			26.90	63.70
Total current tax assets (net)			26.90	63.70
*Net of provision				
- for income tax			-	6.30
8. Other non-current assets				
Capital advances for capital work-in-progress			91.55	48.03
Prepayments			1.52	5.78
Advance income tax*			110.30	562.54
Total other non-current assets			203.37	616.35
*Net of provision				
- for income tax			402.40	4,391.97
9. Inventories				
Raw materials*			1,577.91	1,584.99
Work-in-progress**			1,877.62	1,335.45
Finished goods			1,154.38	866.21
Stock-in-trade			52.11	54.70
Stores, spares and packing material			294.87	243.02
Total inventories			4,956.89	4,084.37
*Goods in transit			455.40	248.34
**Includes manufactured strips and powder			1,459.59	941.19

Amounts recognised in profit or loss

Write-downs of inventories to net realisable value amounted to INR 70.46 lakhs (March 31, 2020 - INR 32.69 lakhs). These were recognised as an expense during the year and included in 'the changes in inventories of finished goods, work-in-progress and stock-in-trade' in statement of profit and loss.

BIMETAL BEARINGS LIMITED

Notes to the Standalone financial statements for the year ended March 31, 2021

(All amounts are in INR Lakhs, unless otherwise stated)

10. Current Investments	Face Value INR	As at March 31, 2021		As at March 31, 2020	
		Units	Market Value	Units	Market Value
i) Investment in Mutual Funds					
At Fair Value through Profit or Loss					
Unquoted					
Axis Short Term Fund	10	9,06,124	216.50	2,57,583	57.03
Adithya Birla Low Duration Fund	10	-	-	-	-
Aditya Birla Sun Life Liquid Fund - Growth	10	-	-	31,166	99.03
DSP Short Term Fund - Growth	10	-	-	79,125	27.04
DSP Liquidity Fund	10	-	-	-	-
DSP Ultra Short Term Fund	10	1,726	46.72	-	-
Franklin India Liquid Fund Growth	10	-	-	-	-
HDFC Low Duration Fund	10	-	-	1,02,689	43.21
HDFC Short Term Debt Fund	10	-	-	1,77,081	40.09
HDFC Liquid Fund - Growth	10	2,144	86.16	-	-
ICICI Prudential Short Term Fund - Growth	10	-	-	34,135	14.39
ICICI Prudential Liquid Fund - Growth	10	73,865	223.84	8,793	25.72
ICICI Prudential Ultra Short Term Fund	10	4,25,284	91.72	-	-
SBI Savings Fund	10	-	-	-	-
SBI Liquid Fund - Growth	10	4,942	158.33	3,400	105.19
SBI Short Term Debt Fund - Growth	10	-	-	139,569	32.54
Sundaram Money Fund - Growth	-	-	-	-	-
UTI Liquid Cash Plan - Growth	10	-	-	3,799	122.99
Axis Banking & PSU Debt Fund	10	1,261	25.97	-	-
DSP Dynamic Asset Allocation Fund - Growth	10	3,21,133	59.36	-	-
ICICI Prudential Equity & Debt Fund - Monthly Dividend	10	2,09,429	50.87	-	-
ICICI Prudential Balanced Advantage Fund - Growth	10	1,34,290	59.41	-	-
ICICI Prudential Asset Allocator Fund	10	1,38,070	95.81	-	-
Kotak Balanced Advantage Fund - Growth	10	13,67,510	180.21	-	-
Nippon India Equity Savings Fund - Segregated Portfolio 1 - Dividend Plan (03DPD) (Earlier known as Reliance Equity Savings Fund - Dividend Plan	10	90,951	0.22	-	-
SBI Mutual Fund- Gold Exchange Traded Scheme - Growth Op- Open (DEMAT)	10	200	7.88	-	-
SBI Equity Hybrid Fund - Regular Growth	10	34,394	59.38	-	-
Total (mutual funds)			1,362.42		567.23
Total			1,362.42		567.23
Total current investments					
Aggregate amount of Unquoted investments			1,362.42		567.23
			As at	As at	
			March 31, 2021	March 31, 2020	
11. Trade receivables					
Unsecured and considered good					
Trade receivables			4,403.04	3,539.09	
Receivables from related parties			652.47	574.58	
Total trade receivables			5,055.51	4,113.67	
Trade receivables stated above includes :					
Debts due by private companies in which directors are directors			579.39	510.27	
The company classifies the right to consideration in exchange for deliverables as a trade receivable. A receivable is a right to consideration that is unconditional upon passage of time. Revenue for revenue contracts are recognized at a point in time when the company transfers controls over the product to the customer.					
12. Cash and cash equivalents					
Unrestricted balances with banks					
- in current accounts			100.80	87.52	
- in EEFC accounts			2.53	5.43	
- in deposit accounts with original maturity less than 3 months			9.13	8.60	
Cash in hand			1.13	1.11	
Total Cash and cash equivalents			113.59	102.66	

Note: There are no repatriation restrictions with regard to cash and cash equivalents as at the end of the reporting period and prior periods.

BIMETAL BEARINGS LIMITED

Notes to the Standalone financial statements for the year ended March 31, 2021

(All amounts are in INR Lakhs, unless otherwise stated)

	As at March 31, 2021	As at March 31, 2020
13. Other bank balances		
Deposit with maturity period more than 3 months but less than 12 months	30.00	30.00
In unpaid dividend account*	17.32	18.79
Margin money deposits (Refer note below)	30.00	30.00
Total other bank balances	77.32	78.79
a. *Earmarked for payment of unclaimed dividend		
b. *The transfer of unclaimed dividend of Rs.3.13 Lakhs was due on 20 September, 2020. The company had provided instructions to the bank on 15 September, 2020 to transfer the above amount to investor education and protection fund. However, the bank transferred the above amount on 9 October, 2020 resulting in delay of 19 days.		
Note: Balances with bank held as margin money for guarantees	30.00	30.00
14. Loans		
(Unsecured, considered good)		
Loans to employees	3.49	4.17
Total loans	3.49	4.17
15. Other current assets		
Prepayments	82.13	66.81
Advances to suppliers	30.08	174.67
Balance with government authorities (other than income tax)	172.97	208.43
Other advances	8.42	18.10
Advances to employees	6.74	6.74
Gratuity	0.19	-
Total other current assets	300.53	474.75
Note: Refer Note 23 for disclosure of Gratuity		
16. Equity share capital	Number of Shares	Amount
Authorised:		
(i) Equity shares of INR. 10 each with voting rights		
As at April 1, 2019	62,50,000	625.00
Movement during the year	-	-
As at March 31, 2020	62,50,000	625.00
Movement during the year	-	-
As at March 31, 2021	62,50,000	625.00
(ii) Redeemable cumulative preference shares of INR 100 each		
As at April 1, 2019	1,25,000	125.00
Movement during the year	-	-
As at March 31, 2020	1,25,000	125.00
Movement during the year	-	-
As at March 31, 2021	1,25,000	125.00
Issued, subscribed and fully paid up :		
(i) Equity shares of INR 10 each with voting rights		
As at April 1, 2019	38,25,000	382.50
Movement during the year	-	-
As at March 31, 2020	38,25,000	382.50
Movement during the year	-	-
As at March 31, 2021	38,25,000	382.50
(ii) Reconciliation of the number of shares outstanding at the beginning and at the end of the year:		
Equity shares with voting rights		
As at April 1, 2019	38,25,000	382.50
Movement during the year	-	-
As at March 31,2020	38,25,000	382.50
Movement during the year	-	-
As at March 31, 2021	38,25,000	382.50
(ii) Terms and rights attached to equity shares		
The Company has only one class of equity shares having a par value of INR 10 per share. Each shareholder is entitled to one vote per share. The dividend proposed by the Board of Directors is subject to the approval of the shareholder in the ensuing Annual General Meeting, except in the case of interim dividend. In the event of liquidation of the company, the holders of the equity shares will be entitled to receive any of the remaining assets of the company, after distribution of all preferential amount. The distribution will be in proportion to the number of equity shares held by the shareholders.		

BIMETAL BEARINGS LIMITED

Notes to the Standalone financial statements for the year ended March 31, 2021

(All amounts are in INR Lakhs, unless otherwise stated)

16. Equity share capital - (Contd.)

(iii) Details of shares of the company held by holding company and their subsidiaries:

	As at March 31, 2021			As at March 31, 2020		
	Number of Shares	Amount	% of holding in that class of shares	Number of Shares	Amount	% of holding in that class of shares
Amalgamations Private Limited, the holding company	9,69,000	96.90	25.33%	9,69,000	96.90	25.33%
India Pistons Limited, step down subsidiary of Amalgamations Private Limited	6,250	0.63	0.16%	6,250	0.63	0.16%
Simpson & Company Limited, a subsidiary of Amalgamations Private Limited	18,74,136	187.41	49.00%	18,74,136	187.41	49.00%
Associated Printers (Madras) Private Limited, a subsidiary of Amalgamations Private Limited	2,040	0.20	0.05%	2,040	0.20	0.05%
Sri Rama Vilas Service Limited, a step down subsidiary of Amalgamations Private Limited	12,500	1.25	0.33%	12,500	1.25	0.33%
	28,63,926	286.39	74.87%	28,63,926	286.39	74.87%

(iv) Details of shareholders holding more than 5% shares in the company

Amalgamations Private Limited	9,69,000	25.33%	9,69,000	25.33%
Simpson & Company Limited	18,74,136	49.00%	18,74,136	49.00%
	28,43,136	74.33%	28,43,136	74.33%

17. Other Equity

	As at March 31, 2021	As at March 31, 2020
General reserve	14,553.81	14,553.81
Retained earnings	821.75	695.02
Other reserves	2,825.77	1,706.18
Total reserves and surplus	18,201.33	16,955.01

a) General reserve

This represents appropriation of profit by the Company

Opening balance	14,553.81	14,003.81
Add: Transferred from Retained earnings	-	550.00
Closing balance	14,553.81	14,553.81

b) Retained earnings

Retained earnings comprise of the Company's prior years undistributed earnings after taxes.

Opening balance	695.02	1,541.60
Profit for the year	394.49	164.54
Less: Appropriations		
(i) Transferred to General Reserve	-	(550.00)
(ii) Dividend on equity shares	(267.76)	(382.50)
(iii) Dividend distribution tax on above	-	(78.62)
Closing balance	821.75	695.02

c) Other reserves

Other items of other comprehensive income consist of fair value changes on FVTOCI financial assets and financial liabilities and remeasurement of net defined benefit liability/asset.

Opening balance	1,706.18	2,209.36
Add: Movement in OCI (Net) during the year	1,119.59	(503.18)
Closing balance	2,825.77	1,706.18

Nature and purpose of other reserves

FVOCI equity investments

The Company has elected to recognise changes in the fair value of certain investments in equity securities in other comprehensive income. These changes are accumulated within the FVOCI equity investments reserve within equity. The Company transfers amounts from this reserve to retained earnings when the relevant equity securities are derecognised.

BIMETAL BEARINGS LIMITED

Notes to the Standalone financial statements for the year ended March 31, 2021

(All amounts are in INR Lakhs, unless otherwise stated)

18. Deferred tax liabilities (Net)			As at	As at	
The balance comprises temporary differences attributable to:			March 31, 2021	March 31, 2020	
Deferred tax liabilities					
Property, plant and equipment			549.40	472.54	
Other timing differences			125.42	31.92	
Total deferred tax liabilities			674.82	504.46	
Set-off of deferred tax assets pursuant to					
Provision for compensated absences			55.63	53.38	
MAT credit entitlement			70.00	6.00	
Carry forward unabsorbed depreciation loss			18.83	25.52	
Other timing differences			32.44	131.59	
Net deferred tax liabilities			497.92	287.97	
Movement in deferred tax liabilities	Depreciation	Provision for compensated absences	MAT credit	Other timing differences	Total
At April 1, 2019	457.10	(44.94)	-	(60.46)	351.70
Charged/(credited):					
- to statement of profit and loss	15.44	(8.44)	(6.00)	(32.20)	(31.20)
- to other comprehensive income	-	-	-	(32.53)	(32.53)
At March 31, 2020	472.54	(53.38)	(6.00)	(125.19)	287.97
Charged/(credited):					
- to statement of profit and loss	76.86	(2.25)	(64.00)	31.90	42.51
- to other comprehensive income	-	-	-	167.44	167.44
At March 31, 2021	549.40	(55.63)	(70.00)	74.15	497.92
19. Borrowings			As at March 31, 2021	As at March 31, 2020	
Loans repayable on demand					
From Banks *			479.53	314.63	
Total Borrowings			479.53	314.63	
* Pertains to cash credit facility availed by the company against hypothecation of stock and debtors (Interest rate @ 8.20%)					
20. Trade payables					
Trade payables					
(a) Total outstanding dues of micro enterprises and small enterprises			385.52	168.54	
(b) Total outstanding dues of creditors other than micro enterprises and small enterprises			3,113.82	2,075.38	
Total trade payables			3,499.34	2,243.92	

Note:

The Company has certain dues to suppliers registered under Micro, Small and Medium Enterprises Development Act, 2006 (MSMED Act). The disclosure pursuant to said MSMED Act are as follows:

a) the principal amount and the interest due thereon remaining unpaid to any supplier at the end of the accounting year;	385.52	168.54
b) the amount of interest paid by the buyer in terms of section 16 of the Micro, Small and Medium Enterprises Development Act, 2006 (27 of 2006), along with the amount of the payment made to the supplier beyond the appointed day during the accounting year;	-	- *

BIMETAL BEARINGS LIMITED

Notes to the Standalone financial statements for the year ended March 31, 2021

(All amounts are in INR Lakhs, unless otherwise stated)

20. Trade payables - (Contd.)	As at March 31, 2021		As at March 31, 2020	
c) the amount of interest due and payable for the period of delay in making payment (which has been paid but beyond the appointed day during the year) but without adding the interest specified under the Micro, Small and Medium Enterprises Development Act, 2006;	-	*	-	-
d) the amount of interest accrued and remaining unpaid at the end of the accounting year	-		-	-
e) the amount of further interest remaining due and payable even in the succeeding years, until such date when the interest dues above are actually paid to the small enterprise, for the purpose of disallowance of a deductible expenditure under section 23 of the Micro, Small and Medium Enterprises Development Act, 2006.	-		-	-
(* Interest payable at the year end INR14.60)				
21. Other financial liabilities				
a. Other financial liabilities measured at amortised cost				
Unpaid Dividend	17.32		18.79	
Creditors for capital supplies / services	292.79		169.16	
b. Other financial liabilities measured at fair value				
Foreign currency forward contracts	-		17.77	
Total other financial liabilities	310.11		205.72	
22. Current liabilities				
Statutory dues -taxes payable(other than income tax)	37.34		34.11	
Advance received from customers	24.24		20.64	
Total current liabilities	61.58		54.75	
23. Provisions				
	As at March 31, 2021		As at March 31, 2020	
	Current	Non- Current	Current	Non- Current
Provision for Income tax*	9.25	-	160.07	-
Provisions for employee benefits:				
Provision for compensated absences	39.73	151.32	33.38	149.94
Gratuity	-	-	-	10.59
Total provisions	48.98	151.32	193.45	160.53
* Net of advances - for income tax	1.01	-	1,142.28	-
Employee benefits plan :				
(i) Defined contribution plan			As at March 31, 2021	As at March 31, 2020
The company makes Provident Fund, Superannuation fund and Employee State Insurance scheme contributions which are defined contribution plans, for qualifying employees. Under the schemes, the company is required to contribute a specified percentage of the payroll costs to fund the benefits.				
- Contribution to Provident fund			102.35	115.25
- Contribution to Superannuation fund			12.50	20.00
- Employee State Insurance scheme			3.24	4.42
The contributions payable to these plans by the Company are at rates specified in the rules of the schemes.				

BIMETAL BEARINGS LIMITED

Notes to the Standalone financial statements for the year ended March 31, 2021

(All amounts are in INR Lakhs, unless otherwise stated)

23. Provisions - (Contd.)	As at March 31, 2021	As at March 31, 2020
(ii) Defined benefit plans		
A. Change in present value of the obligation during the year ended		
1. Opening present value of the obligation	801.26	723.59
2. Current service cost	47.61	41.23
3. Past service cost	-	-
4. Interest Cost	49.92	52.19
5. Benefits paid	(78.24)	(61.12)
6. Experience (gains)/losses	(14.81)	(17.15)
7. (Gain)/loss from change in demographic assumptions	-	0.73
8. (Gain)/loss from change in financial assumptions	(29.05)	61.78
9. Closing present value of obligation	776.70	801.26
B. Change in assets during the year		
1. Opening fair value of plan assets	(790.67)	(714.84)
2. Expected return on plan assets	(49.72)	(54.55)
3. (Gain)/loss from change in financial assumptions	0.27	(2.15)
4. Contribution made	(14.92)	(80.25)
5. Benefits paid	78.24	61.12
6. Actuarial gain/(loss) on plan assets	-	-
7. Closing fair value of plan assets	(776.80)	(790.67)
C. Net (asset)/liability recognised in the Balance Sheet		
1. Present value of the obligation	776.70	801.26
2. Fair Value of plan assets	(776.80)	(790.67)
3. Closing net (asset)/liability recognised in the Balance Sheet	(0.10)	10.59
D. Expenses recognised during the year		
1. Current service cost	47.61	41.23
2. Past service cost	-	-
3. (Gains) and losses on curtailment and settlement	-	-
4. Interest expense/(income)	0.20	(2.36)
5. Remeasurements	43.59	43.21
6. Total expenses to be recognised in statement of profit and loss	47.81	38.87
7. Total expenses to be recognised in Other Comprehensive Income	(43.59)	43.22
(iii) Post-employment benefits		
Significant estimates: actuarial assumptions and sensitivity		
Discount rate	6.71%	6.57%
Salary growth rate	5.58%	5.98%
Attrition rate	4.16%	4.16%
(iv) Major category of plan assets as a % of total plan assets		
Insurer managed assets - Balance with Life Insurance Corporation (LIC) of India	100%	100%

* The details with respect to the composition of investments in the fair value of plan assets managed by LIC have not been disclosed in the absence of the above said information.

The expected rate of return on assets is determined based on the assessment made at the beginning of the year on the return expected on its existing portfolio, along with the estimated increment to the plan assets and expected yield on the respective assets in the portfolio during the year.

BIMETAL BEARINGS LIMITED

Notes to the Standalone financial statements for the year ended March 31, 2021

(All amounts are in INR Lakhs, unless otherwise stated)

Note 23 - (Contd.)

These plans typically expose the group to risks such as interest rate risk, longevity risk and salary risk.

Interest Rate Risk: A decrease in the bond interest rate will increase the plan liability.

Longevity Risk: The present value of the defined benefit plan liability is calculated by reference to the best estimate of the mortality of plan participants both during and after their employment. An increase in the life expectancy of the plan participants will increase the plan's liability.

Salary Risk: The present value of the defined benefit plan liability is calculated by reference to the future salaries of plan participants. As such, an increase in the salary of the plan participants will increase the plan's liability.

Significant actuarial assumptions for the determination of the defined obligation are discount rate, and expected salary increase. The sensitivity analysis below have been determined based on reasonably possible changes of the respective assumptions occurring at the end of the reporting period, while holding all other assumptions constant.

(v) Sensitivity analysis	March 31, 2021	March 31, 2020
A. Discount rate +50 BP	7.21%	7.07%
Defined benefit obligation [PVO]	752.48	775.70
B. Discount rate -50 BP	6.21%	6.07%
Defined benefit obligation [PVO]	802.43	828.45
C. Salary escalation rate +50 BP	6.08%	6.48%
Defined benefit obligation [PVO]	802.59	828.35
D. Salary escalation rate -50 BP	5.08%	5.48%
Defined benefit obligation [PVO]	752.12	775.57

The sensitivity analysis presented above may not be representative of the actual change in the defined benefit obligation as it is unlikely that the change in assumptions would occur in isolation of one another as some of the assumptions may be correlated. There was no change in the methods and assumptions used in preparing the sensitivity analysis from prior years.

(vi) Expected cash flows

Expected employer contribution/additional provision for future year's are as follows:

	Year 1	Year 2	Year 3	Year 4	Year 5
March 31, 2021	130.92	61.37	54.82	71.90	82.71
March 31, 2020	128.90	67.66	63.38	60.76	76.40

24. Revenue from operations	For the year ended March 31, 2021	For the year ended March 31, 2020
(a) Revenue from sale of products	15,192.59	14,414.92
(b) Other operating revenue		
Duty drawback and export benefit	72.88	68.30
Scrap sales	580.94	429.68
Total revenue from operations	15,846.41	14,912.90

Disaggregate revenue information

The Company believes that this disaggregation best depicts how the nature, amount, timing and uncertainty of revenues and cash flows are affected.

Accordingly, the disaggregation by type of goods & geography is provided in the table given below:

Revenue by type of goods

Bearings, Bushings and allied products	15,192.59	14,414.92
Others	653.82	497.98

Total revenue from operations	15,846.41	14,912.90
--------------------------------------	------------------	------------------

Revenue by geography

India	12,395.23	11,634.09
Rest of the world	3,451.18	3,278.81

Total revenue from operations	15,846.41	14,912.90
--------------------------------------	------------------	------------------

Applying the practical expedient as given in Ind AS 115, the Company has not disclosed remaining performance obligation related disclosure for contracts that have original expected duration of one year or less.

BIMETAL BEARINGS LIMITED

Notes to the Standalone financial statements for the year ended March 31, 2021

(All amounts are in INR Lakhs, unless otherwise stated)

25. Other income	For the year ended March 31 ,2021	For the year ended March 31 ,2020
Dividend income from investment mandatorily measured at fair value through profit or loss	25.04	115.40
Compensation from Insurance company for items of property, plant and equipment that were damaged	-	57.04
Interest income on financial assets at amortised cost	58.83	128.27
Interest on income tax refund	46.41	141.92
Liabilities no longer required written back	36.06	130.46
Net gain/(loss) on financial assets carried at fair value through profit or loss	184.63	(77.48)
Forex gain (net)	150.40	121.19
Net gain on sale of Financial assets	34.47	28.59
Other non-operating income	18.26	66.81
Profit on sale of property, plant and equipment sold (net)	-	2.79
Total other income	554.10	714.99
Note: All dividends from equity investments designated at FVTOCI relate to investments held at the end of the reporting period. There was no derecognition of such investments during the reporting period.		
26. Cost of materials consumed		
Raw materials at the beginning of the year	1,584.99	1,716.73
Add: Purchases	8,978.37	7,240.02
Less: Raw materials at the end of the year	1,577.91	1,584.99
Total cost of materials consumed	8,985.45	7,371.76
27. Changes in inventories of finished goods, work-in-progress and stock-in-trade		
Inventories at the beginning of the year		
Finished goods	866.21	835.29
Stock-in-trade	54.70	153.16
Work-in-progress	1,335.45	1,631.31
Total opening balance	2,256.36	2,619.76
Inventories at the end of the year		
Finished goods	1,154.38	866.21
Stock-in-trade	52.11	54.70
Work-in-progress	1,877.62	1,335.45
Total closing balance	3,084.11	2,256.36
Total changes in inventories of finished goods, work-in-progress and stock-in-trade	(827.75)	363.40
28. Employee benefits expense		
Salaries and wages, including bonus	2,196.66	2,303.54
Contribution to provident and other funds	162.66	174.12
Staff welfare expenses	258.65	297.94
	2,617.97	2,775.60
Less:		
Expense related to self constructed assets	80.53	104.75
Total employee benefits expense	2,537.44	2,670.85

BIMETAL BEARINGS LIMITED

Notes to the Standalone financial statements for the year ended March 31, 2021

(All amounts are in INR Lakhs, unless otherwise stated)

	For the year ended March 31 ,2021	For the year ended March 31 ,2020
29. Finance Costs		
Interest expense - others	45.75	3.31
Interest expense on lease liabilities	1.94	5.01
Total finance costs	47.69	8.32
30. Depreciation and amortisation expenses		
Depreciation of property, plant and equipment	496.12	511.58
Amortisation of intangible assets	13.14	11.73
Depreciation on right to use	41.58	43.68
Total depreciation and amortisation expenses	550.84	566.99
31. Other expenses		
Consumption of stores and spare parts	696.56	716.10
Consumption of loose tools	153.40	111.62
Consumption of packing materials	428.02	358.19
Sub contracting charges	356.56	367.70
Power and Fuel	940.53	900.27
Rent	40.84	52.97
Repairs and maintenance		
- Buildings	51.07	83.03
- Machinery	214.20	206.59
- Others	80.79	78.89
Contract labour cost	216.76	245.62
Insurance	33.66	50.65
Rates and taxes	33.29	43.89
Travelling expenses	78.69	211.46
Communication costs	35.70	38.25
Packing and forwarding expenses	360.11	351.64
Payment to auditor - Refer note (i)	27.50	27.50
Directors' sitting fees	6.30	5.30
Sales promotional expenses	45.75	45.07
Bank charges and commission	14.05	13.11
Professional and consultancy charges	156.06	204.81
Loss on Sale of property, plant and equipment discarded	48.22	-
Expenditure on Corporate Social Responsibility (CSR)- Refer note (ii)	23.00	24.82
Donations	0.02	-
Watch and ward expenses	128.26	130.89
Miscellaneous expenses	114.49	112.93
Total other expenses	4,283.83	4,381.30
Note (i) Payment to auditor (excluding levies)		
Particulars		
Statutory audit fee	15.50	15.50
Limited review fee	12.00	12.00
Total	27.50	27.50
Note (ii) on CSR expenditure		
Amount required to be spent as per Section 135 of the Act	22.17	24.37
Amount spent during the year on:		
(i) Construction/ acquisition of an asset	-	-
(ii) On purpose other than (i) above		
- Sri Paramakalyani Educational Society	20.00	20.00
- Ganga Spine Injury Foundation	-	2.00
- Kuppuswamy Naidu Charity Trust	2.00	-
- Uyir	1.00	-
- Nilgiri Biosphere Nature Park	-	1.00
- Sanjana Enterprises	-	0.85
- GMK Industries	-	0.97
Total CSR expenditure	23.00	24.82

BIMETAL BEARINGS LIMITED

Notes to the Standalone financial statements for the year ended March 31, 2021

(All amounts are in INR Lakhs, unless otherwise stated)

32. Income Tax expense	For the year ended March 31, 2021	For the year ended March 31, 2020
(a) Income tax expense		
Current tax		
Current tax on profits for the year	64.00	6.30
Income tax relating to previous year	(62.22)	-
MAT Credit	(64.00)	-
Total current tax expense	(62.22)	6.30
Deferred tax		
Increase in deferred tax liabilities	(21.50)	(37.20)
MAT Credit	64.00	6.00
Total deferred tax expense	42.50	(31.20)
Income tax expense	(19.72)	(24.90)
(b) Reconciliation of tax expense and the accounting profit multiplied by India's tax rate:		
Profit before tax	374.77	139.64
Tax at the Indian tax rate of 29.12%	109.13	40.66
Tax effect of amounts which are not deductible (taxable) in calculating taxable income:		
Weighted deduction on research and development expenditure	-	(11.55)
Dividend income from mutual funds and equity instruments exempted under the income tax act	(7.29)	(33.60)
Corporate social responsibility expenditure (net of 80G benefit)	3.35	3.64
Interest on MSME payments	4.27	0.18
Profit on sale/ fair valuation of investment, as the same is set off against carry forward of losses on which no deferred tax had been recognised	3.84	(7.86)
Disallowance under section 14A relating to expenditure on exempt income	7.09	7.31
On account of enacted tax rates	(39.42)	(13.54)
MAT credit	(64.00)	6.00
Others	(36.69)	(16.14)
Income tax expense	(19.72)	(24.90)
(c) Unused tax losses for which no deferred tax asset has been recognised	March 31, 2021	March 31, 2020
Date of expiry of carry forward loss		
March 31, 2020	-	73.75
March 31, 2021	33.99	33.99
March 31, 2022	16.99	16.99
March 31, 2023	17.89	17.89
March 31, 2024	40.23	40.23
March 31, 2025	20.73	20.73
Total of unused tax capital loss	129.83	203.58
Potential tax benefit @ 20%	25.97	40.72

33. Fair value measurements

Financial instruments by category	As at March 31, 2021			As at March 31, 2020		
	FVTPL	FVOCI	Amortised cost	FVTPL	FVOCI	Amortised cost
Financial assets						
Investments						
- Equity instruments	-	3,083.66	794.76	-	1,840.24	494.76
- Mutual funds	1,362.42	-	-	1,439.92	-	-
- Preference, bonds and debentures	-	-	47.12	-	-	347.12
Trade receivables	-	-	5,055.51	-	-	4,113.67
Loans	-	-	3.49	-	-	4.17
Cash and cash equivalents	-	-	113.59	-	-	102.66
Bank balances other than above	-	-	77.32	-	-	78.79
Intercorporate deposit	-	-	629.00	-	-	629.00
Security deposits	-	-	258.72	-	-	276.01
Other claims and receivables	-	-	4.18	-	-	153.31
Total financial assets	1,362.42	3,083.66	6,983.69	1,439.92	1,840.24	6,199.49

BIMETAL BEARINGS LIMITED

Notes to the Standalone financial statements for the year ended March 31, 2021

(All amounts are in INR Lakhs, unless otherwise stated)

33. Fair value measurements - (Contd.)

	As at March 31, 2021			As at March 31, 2020		
	FVTPL	FVOCI	Amortised cost	FVTPL	FVOCI	Amortised cost
Financial liabilities						
Trade payables	-	-	3,499.34	-	-	2,243.92
Capital creditors	-	-	292.79	-	-	169.16
Unpaid dividends	-	-	17.32	-	-	18.79
Lease Liability	-	-	-	-	-	43.37
Borrowings	-	-	479.53	-	-	314.63
Derivative financial liability	-	-	-	17.77	-	-
Total financial liabilities	-	-	4,288.98	17.77	-	2,789.87

(i) Fair value hierarchy

This section explains the judgements and estimates made in determining the fair values of the financial instruments that are (a) recognised and measured at fair value and (b) measured at amortised cost and for which fair values are disclosed in the financial statements. To provide an indication about the reliability of the inputs used in determining fair value, the Company has classified its financial instruments into the three levels prescribed under the accounting standard. An explanation of each level follows underneath the table.

Financial assets and liabilities measured at fair value - recurring fair value measurements

At March 31, 2020	Notes	Level 1	Level 2	Level 3	Total
Financial assets					
Financial Investments at Cost					
Unquoted equity investments and preference shares	5	-	-	794.76	794.76
Bonds	5	-	-	47.12	47.12
Financial Investments at FVTPL					
Mutual funds	5, 10	1,439.95	-	-	1,439.95
Debentures	5	-	-	-	-
Financial Investments at FVOCI					
Listed equity investments	5	1,635.14	-	-	1,635.14
Unquoted equity investments	5	-	205.10	-	205.10
Total financial assets		3,075.09	205.10	841.88	4,122.07
Financial liabilities	19,20	-	17.77	-	17.77
Total financial liabilities		-	17.77	-	17.77

BIMETAL BEARINGS LIMITED

Notes to the Standalone financial statements for the year ended March 31, 2021

(All amounts are in INR Lakhs, unless otherwise stated)

33. Fair value measurements - (Contd.)

At March 31, 2020	Notes	Level 1	Level 2	Level 3	Total
Financial assets					
Financial Investments at Cost					
Unquoted equity investments and preference shares	5	-	-	794.76	794.76
Bonds	5	-	-	47.12	47.12
Financial Investments at FVTPL					
Mutual funds	5, 10	1,362.42	-	-	1,362.42
Debentures	5	-	-	-	-
Financial Investments at FVOCI					
Listed equity investments	5	2,878.56	-	-	2,878.56
Unquoted equity investments	5	-	205.10	-	205.10
Others					
Derivative financial asset	6	-	-	-	-
Total financial assets		4,241.02	205.10	841.88	5,288.00
Financial Liabilities	19,20	-	-	-	-
Total financial liabilities		-	-	-	-

Level 1:

Level 1 hierarchy includes financial instruments measured using quoted prices. This includes listed equity instruments, traded bonds and mutual funds that have quoted price. The fair value of all equity instruments (including bonds) which are traded in the stock exchanges is valued using the closing price as at the reporting period. The mutual funds are valued using the closing NAV

Level 2:

The fair value of financial instruments that are not traded in an active market (for example, over-the-counter derivatives) is determined using valuation techniques which maximise the use of observable market data and rely as little as possible on entity-specific estimates. If all significant inputs required to fair value an instrument are observable, the instrument is included in level 2.

Level 3:

If one or more of the significant inputs is not based on observable market data, the instrument is included in level 3. This is the case for unlisted equity securities included in level 3. There are no transfers between levels 1 and 2 during the year.

(ii) Valuation technique used to determine fair value

Specific valuation techniques used to value financial instruments include:

- the use of quoted market prices or dealer quotes for similar instruments
- the fair value of forward foreign exchange contracts is determined using forward exchange rates at the balance sheet date.
- the fair value of certain financial instruments have been determined based on the buy back offer made by the originator of the instrument
- the fair value of the remaining financial instruments is determined using discounted cash flow analysis.

All of the resulting fair value estimates are included in level 2 except for unlisted equity securities where the fair values have been determined based on present values and the discount rates used were adjusted for counter party or own credit risk.

(iii) Valuation processes

The company performs the valuations of financial assets and liabilities required for financial reporting purposes, including level 3 fair values

BIMETAL BEARINGS LIMITED

Notes to the Standalone financial statements for the year ended March 31, 2021

33. Fair value measurements - (Contd.)

The main level 3 inputs for unlisted equity securities used by the Company are derived and evaluated as follows:-

- Discount rates are determined using a capital asset pricing model to calculate a post tax rate that reflects current market assessments of the time value of money and the risk specific to the asset.
- Risk adjustments specific to the counterparties
- Earnings growth factor for unlisted equity securities are estimated based on market information for similar types of companies.

Changes in level 2 and 3 fair values are analysed at the end of each reporting period during the quarterly valuation discussion. As part of this discussion the team presents a report that explains the reason for the fair value movements.

The carrying amounts of trade receivables, trade payables, cash and cash equivalents and other current financial assets and liabilities are considered to be the same as their fair values, due to their short-term nature.

The fair values for bonds and debentures, intercorporate deposits, security deposits and other deposits were calculated based on cash flows discounted using the current interest rate as at the respective reporting date for a similar instrument. They are classified as level 3 fair values in the fair value hierarchy due to the inclusion of unobservable inputs including counterparty credit risk.

For financial assets and liabilities that are measured at fair value, the carrying amounts are equal to the fair values.

34 Financial risk management

The Company's activities expose it to market risk, liquidity risk and credit risk.

This note explains the sources of risk which the entity is exposed to and how the entity manages the risk and the impact of hedge accounting in the financial statements

Risk	Exposure arising from	Measurement	Management
Credit risk	Cash and cash equivalents, trade receivables, financial assets measured at amortised cost.	Aging analysis Credit ratings	Diversification of bank deposits, credit limits and letters of credit
Liquidity risk	Liabilities	Rolling cash flow forecasts	Availability of liquid investments, committed credit lines and borrowing facilities
Market risk - foreign exchange	Recognised financial assets and liabilities not denominated in Indian rupee (INR)	Cash flow forecasting Sensitivity analysis	Forward Foreign Exchange Contracts
Market risk - security prices	Investments in equity securities Investments in mutual funds	Sensitivity analysis	Portfolio Diversification

The Company's risk management is carried out by the Chief Financial Officer under policies approved by the Board of Directors. The Chief Financial officer identifies, evaluates and hedges financial risks in close co-operation with the company's operating units. The board provides written principles for overall risk management, as well as policies covering specific areas, such as foreign exchange risk, credit risk, use of derivative financial instruments and non-derivative financial instruments, and investment of excess liquidity.

(A) Credit risk

Credit risk arises from cash and cash equivalents, investments carried at amortised cost and deposits with banks and financial institutions, as well as credit exposures to customers including outstanding receivables.

(i) Credit risk management

Credit risk is managed on a Company basis. For banks and financial institutions, only high rated banks/institutions are accepted.

For other financial assets, the Company assesses and manages credit risk based on internal credit rating system. The finance function consists of a separate team who assess and maintain an internal credit rating system. Internal credit rating is performed on a group basis for each class of financial instruments with different characteristics. The company assigns the following credit ratings to each class of financial assets based on the assumptions, inputs and factors specific to the class of financial assets.

BIMETAL BEARINGS LIMITED

Notes to the Standalone financial statements for the year ended March 31, 2021

34. Financial Risk management - (Contd.)

C1: High-quality assets, negligible credit risk

C2: Doubtful assets, credit-impaired

The Company considers the probability of default upon initial recognition of asset and whether there has been a significant increase in credit risk on an ongoing basis throughout each reporting period. To assess whether there is a significant increase in credit risk the Company compares the risk of a default occurring on the asset as at the reporting date with the risk of default as at the date of initial recognition. It considers available reasonable and supportive forward-looking information. Especially the following indicators are included -

- Internal credit rating
- External credit rating (as far as available)
- Actual or expected significant adverse changes in business, financial or economic conditions that are expected to cause a significant change to the borrower's ability to meet its obligations
- Actual or expected significant changes in the operating results of the borrower
- Significant increase in credit risk on other financial instruments of the same borrower
- Significant changes in the value of the collateral supporting the obligation or in the quality of third-party guarantees or credit enhancements
- Significant changes in the expected performance and behaviour of the borrower, including changes in the payment status of borrowers in the company and changes in the operating results of the borrower. Macroeconomic information (such as regulatory changes, market interest rate or growth rates) is incorporated as part of the internal rating model.

(ii) Provision for expected credit losses

The company provides for expected credit loss based on the following:

Internal credit rating	Category	Description of category	Basis for recognition of expected credit loss provision		
			Investments	Loans and Deposits	Trade receivables
C1	High quality assets, negligible credit risk	Assets where the counter-party has strong capacity to meet the obligations and where the risk of default is negligible or nil.	12-month expected credit losses	12-month expected credit losses	Life-time expected credit losses (simplified approach)
C2	Doubtful assets, credit impaired	Assets are written off when there is no reasonable expectation of recovery, such as a debtor declaring bankruptcy or failing to engage in a repayment plan with the company. Where loans or receivables have been written off, the Company continues to engage in enforcement activity to attempt to recover the receivable due. Where recoveries are made, these are recognised in profit or loss.	Asset is written off		

For the Year ended March 31, 2020 to March 31, 2021:

(a) Expected credit loss for loans, security deposits and investments

The estimated gross carrying amount at default is Nil (March 31, 2020: Nil) for investments and loans and deposits. Consequently there are no expected credit loss recognised for these financial assets.

(b) Expected credit loss for trade receivables under simplified approach

Customer credit risk is managed by the Company based on the Company's established policy, procedures and control relating to customer credit risk management. Credit quality of a customer is assessed based on an internal credit rating system. Outstanding customer receivables are regularly monitored and assessed for its recoverability.

BIMETAL BEARINGS LIMITED

Notes to the Standalone financial statements for the year ended March 31, 2021

(All amounts are in INR Lakhs, unless otherwise stated)

34. Financial Risk management - (Contd.)

An impairment analysis is performed at each reporting date on an individual basis for major clients. In addition, a large number of minor receivables are grouped into homogenous groups and assessed for impairment collectively. The maximum exposure to credit risk at the reporting date is the carrying value of each class of financial assets disclosed in Note 11. The Company evaluates the concentration of risk with respect to trade receivables as low, as its customers have sufficient capacity to meet the obligations and the risk of default is negligible.

(iii) Reconciliation of loss allowance provision – Trade receivables

Loss allowance on April 1, 2019	-
Changes in loss allowance	-
Loss allowance on March 31, 2020	-
Changes in loss allowance	-
Loss allowance on March 31, 2021	-

(B) Liquidity risk

Prudent liquidity risk management implies maintaining sufficient cash and marketable securities and the availability of funding through an adequate amount of committed credit facilities to meet obligations when due and to close out market positions. Due to the dynamic nature of the underlying business, Company treasury maintains flexibility in funding by maintaining availability under committed credit lines. Management monitors rolling forecasts of the Company's liquidity position (comprising the undrawn borrowing facilities below) and cash and cash equivalents on the basis of expected cash flows.

(i) Financing arrangements

The company had access to the following undrawn borrowing facilities at the end of the reporting period:

	March 31, 2021	March 31, 2020
Floating rate		
- Expiring beyond one year (bank overdraft)	550.00	550.00

Subject to the continuance of satisfactory credit ratings, the bank loan facilities may be drawn at any time in INR.

(ii) Maturities of financial liabilities

The tables below analyses the company's financial liabilities into relevant maturity groupings based on their contractual maturities for all non-derivative financial liabilities.

The amounts disclosed in the table are the contractual undiscounted cash flows. Balances due within 12 months equal their carrying balances as the impact of discounting is not significant.

Contractual maturities of financial liabilities:

	Less than 3 months	3 months to 6 months	6 months to 1 year	Between 1 and 2 years	Between 2 and 5 years	Total
March 31, 2021						
Non-derivatives						
Trade payables	3,499.34	-	-	-	-	3,499.34
Other financial liabilities	310.11	-	-	-	-	310.11
Borrowings	479.53	-	-	-	-	479.53
Total non-derivative liabilities	4,288.98	-	-	-	-	4,288.98
March 31, 2020						
Non-derivatives						
Trade payables	2,243.92	-	-	-	-	2,243.92
Other financial liabilities	205.72	-	-	-	-	205.72
Lease Liabilities	11.85	-	-	31.52	-	43.37
Borrowings	314.63	-	-	-	-	314.63
Total non-derivative liabilities	2,776.12	-	-	31.52	-	2,807.64

BIMETAL BEARINGS LIMITED

Notes to the Standalone financial statements for the year ended March 31, 2021

(All amounts are in INR Lakhs, unless otherwise stated)

34. Financial Risk management - (Contd.)

(C) Market risk

(i) Foreign currency risk

The Company operates internationally and is exposed to foreign exchange risk arising from foreign currency transactions, primarily with respect to the **USD, EUR, GBP and JPY**. Foreign exchange risk arises from future commercial transactions and recognised assets and liabilities denominated in a currency that is not the company's functional currency (**INR**). The risk is measured through a forecast of highly probable foreign currency cash flows. The Company's exposure to foreign currency risk at the end of the reporting period expressed in **INR** lakhs, are as follows:

	Financial Assets				Financial Liabilities		
	Trade receivables	Balance in EEFC Account	Foreign exchange forward contract (Sell foreign currency)	Net exposure to foreign currency risk (assets)	Trade Payables	Foreign exchange forward contract	Net exposure to foreign currency risk (liabilities)
	INR Lakhs	INR Lakhs	INR Lakhs	INR Lakhs	INR Lakhs	INR Lakhs	INR Lakhs
USD	1,445.19	2.31	-	1,447.50	175.76	-	175.76
(Previous year)	483.82	5.16	(475.82)	13.16	-	-	-
EUR	115.61	0.22	-	115.83	239.84	-	239.84
(Previous year)	655.18	0.27	-	655.45	28.81	-	28.81
GBP	10.98	-	-	10.98	-	-	-
(Previous year)	-	-	-	-	-	-	-
JPY	-	-	-	-	583.37	-	583.37
(Previous year)	-	-	-	-	270.37	-	270.37
	In Foreign currency Lakhs	In Foreign currency Lakhs	In Foreign currency Lakhs	In Foreign currency Lakhs	In Foreign currency Lakhs	In Foreign currency Lakhs	In Foreign currency Lakhs
USD	19.93	0.03	-	19.96	2.40	-	2.40
(Previous year)	6.48	0.07	(6.30)	0.25	-	-	-
EUR	1.37	-	-	1.37	2.74	-	2.74
(Previous year)	7.98	-	-	7.98	0.34	-	0.34
GBP	0.11	-	-	0.11	-	-	-
(Previous year)	-	-	-	-	-	-	-
JPY	-	-	-	-	863.49	-	863.49
(Previous year)	-	-	-	-	379.99	-	379.99

Sensitivity

The sensitivity of profit or loss to changes in the exchange rates arises mainly from foreign currency denominated financial instruments.

	Impact on profit after tax	
	March 31, 2021	March 31, 2020
USD sensitivity		
INR/USD increases by 5%*	45.07	0.47
INR/USD decreases by 5%*	(45.07)	(0.47)
EURO sensitivity		
INR/EURO increases by 5%*	4.39	(22.21)
INR/EURO decreases by 5%*	(4.39)	22.21
GBP sensitivity		
INR/GBP increases by 5%*	0.39	-
INR/GBP decreases by 5%*	(0.39)	-
JPY sensitivity		
INR/JPY increases by 5%*	(20.67)	(9.58)
INR/JPY decreases by 5%*	20.67	9.58

*Holding all other variables constant

BIMETAL BEARINGS LIMITED

Notes to the Standalone financial statements for the year ended March 31, 2021

(All amounts are in INR Lakhs, unless otherwise stated)

34. Financial Risk management - (Contd.)

(ii) Price risk

The Company's exposure to equity securities and mutual fund price risk arises from investments held by the Company and classified in the balance sheet either as fair value through OCI or at fair value through profit or loss. To manage its price risk arising from investments in equity securities and mutual fund, the group diversifies its portfolio. Diversification of the portfolio is done in accordance with the limits set by the company. The majority of the Company's equity investments are publicly traded and are included in the NSE Nifty 50 index.

Sensitivity

The table below summarises the impact of increases/decreases of the index on the Company's equity and profit for the period. The analysis is based on the assumption that the equity index had increased by 5% or decreased by 5% with all other variables held constant, and that all the Company's equity instruments moved in line with the index.

	Impact on profit after tax		Impact on other components of equity	
	March 31, 2021	March 31, 2020	March 31, 2021	March 31, 2020
NSE Nifty 50 – increase 5%	68.12	72.00	143.93	81.76
NSE Nifty 50 – decrease 5%	(68.12)	(72.00)	(143.93)	(81.76)

Profit for the period would increase/decrease as a result of gains/losses on mutual fund classified as at fair value through profit or loss. Other components of equity would increase/decrease as a result of gains/losses on equity securities classified as fair value through other comprehensive income.

35. Capital management

(a) Dividends

March 31, 2021

March 31, 2020

(i) Equity shares

Final dividend for the year ended March 31, 2021 of INR 8/-
(March 31, 2020 of INR 7/-) per fully paid share

306.00

267.75

(ii) Dividends not recognised at the end of the reporting period (Refer Note 39)

BIMETAL BEARINGS LIMITED

Notes to the Standalone financial statements for the year ended March 31, 2021

36. Related party transactions

(a) Name of the related parties and nature of relationship:

(i) Where control exist:

Holding company Amalgamations Private Limited

(ii) Other related parties with whom transactions have taken place during the year

Joint venture BBL Daido Private Limited

Associates IPL Green Power Limited

Fellow subsidiaries Simpson & Company Limited
Addison & Company Limited
Amalgamations Repco Limited
Associated Printers (Madras) Private Limited
George Oakes Limited
India Pistons Limited
IP Rings Limited
IP Pins & Liners Limited
L M Van Moppes Diamond Tools India Private Limited
Shardlow India Limited
Simpson and General Finance Company Limited
Speed-A-Way Private Limited
Sri Rama Vilas Service Limited
Stanes Amalgamated Estates Limited
T. Stanes & Company Limited
Tractors and Farm Equipment Limited
TAFE Motors & Tractors Limited
The Madras Advertising Company Private Limited
Wheel and Precision Forgings India Limited
The United Nilgiri Tea Estates Company Limited
Addisons Paints & Chemicals Limited

Associates / Enterprises owned or significantly influenced by Key management personnel or their relatives

S.Ramasubramaniam & Associates
Subbaraya Aiyar, Padmanabhan & Ramamani, Associates

Key management personnel

Mr. A. Krishnamoorthy, Managing Director
Mr. S. Narayanan, Whole-time Director
Mr. N. Venkataramani, Director (upto 1st August, 2020)
Mr. N.P.Mani, Director
Mr. R.Vijayaraghavan, Independent Director
Mr. Krishna Srinivasan, Independent Director
Dr. Sandhya Shekhar, Independent Director
Mr. P.M.Venkatasubramanian, Independent Director
Mr. N.Venkataraman, Chief Financial Officer
Mr. K.Vidhya Shankar, Company Secretary

BIMETAL BEARINGS LIMITED

Notes to the standalone financial statements for the year ended March 31, 2021

(All amounts are in INR Lakhs, unless otherwise stated)

(b) Particulars of transactions with related parties.

Description	Holding Company		Joint Venture		Fellow Subsidiaries		Key Management Personnel		Associates / Enterprises owned or significantly influenced by Key Management Personnel or their relatives		Total	
	2020-21	2019-20	2020-21	2019-20	2020-21	2019-20	2020-21	2019-20	2020-21	2019-20	2020-21	2019-20
Transaction during the year												
Sale of goods												
Simpson & Company Limited	-	-	944.94	686.50	1,066.26	962.72	-	-	-	-	2,011.20	1,649.22
George Oakes Limited	-	-	-	-	491.99	460.10	-	-	-	-	491.99	460.10
Speed-A-Way Private Limited	-	-	-	-	231.79	231.42	-	-	-	-	231.79	231.42
T.Stanes & Company Limited	-	-	-	-	302.57	258.12	-	-	-	-	302.57	258.12
BBL Daido Private Limited	-	-	-	-	32.19	5.13	-	-	-	-	32.19	5.13
TAFE Motors and Tractors Limited	-	-	944.94	686.50	-	-	-	-	-	-	944.94	686.50
Tractor & Farm Equipment Ltd	-	-	-	-	7.71	6.35	-	-	-	-	7.71	6.35
India Pistons Limited	-	-	-	-	0.01	-	-	-	-	-	0.01	-
Claims reimbursement against credit note (sales)												
Simpson & Company Limited	-	-	-	-	-	-	-	-	-	-	-	-
George Oakes Limited	-	-	-	-	-	-	-	-	-	-	-	-
Speed-A-Way Private Limited	-	-	-	-	-	-	-	-	-	-	-	-
BBL Daido Private Limited	-	-	-	-	-	-	-	-	-	-	-	-
Rendering of services												
BBL Daido Private Limited	-	-	-	-	-	-	-	-	-	-	-	-
Advance Received												
T.Stanes and Company Limited	-	-	-	-	15.00	-	-	-	-	-	15.00	-
Dividend Received												
Amalgamations Repco Limited	-	-	-	72.00	6.02	6.27	-	-	-	-	6.02	78.27
BBL Daido Private Limited	-	-	-	-	5.58	6.04	-	-	-	-	5.58	6.04
Stanes Amalgamated Estates Limited	-	-	-	72.00	-	-	-	-	-	-	-	72.00
Others	-	-	-	-	-	0.06	-	-	-	-	-	0.06
Purchase of goods												
Addison & Company Limited	-	-	340.81	138.92	11.58	25.80	-	-	-	-	352.39	164.71
Addison Paints and Chemicals Ltd.	-	-	-	-	2.73	8.87	-	-	-	-	2.73	8.87
Associated Printers (Madras) Private Limited	-	-	-	-	-	1.17	-	-	-	-	-	1.17
L M Van Moppes Diamond Tools India Private Limited	-	-	-	-	3.57	10.12	-	-	-	-	3.57	10.12
IP Rings Limited	-	-	-	-	1.31	0.55	-	-	-	-	1.31	0.55
BBL Daido Private Limited	-	-	340.81	138.92	3.65	4.03	-	-	-	-	3.65	4.03
Others	-	-	-	-	0.32	1.06	-	-	-	-	0.32	1.06

BIMETAL BEARINGS LIMITED

Notes to the standalone financial statements for the year ended March 31, 2021

(All amounts are in INR Lakhs, unless otherwise stated)

Description	Holding Company		Joint Venture		Fellow Subsidiaries		Key Management Personnel		Associates / Enterprises owned or significantly influenced by key management personnel or their relatives		Total	
	2020-21	2019-20	2020-21	2019-20	2020-21	2019-20	2020-21	2019-20	2020-21	2019-20	2020-21	2019-20
Receiving of services (including reimbursement of expenses incurred by the related party on behalf of the company)	63.44	68.69	18.00	6.62	116.02	105.69	-	-	-	-	197.46	181.00
Amalgamations Private Limited	63.44	68.69	-	-	-	-	-	-	-	-	63.44	68.69
Sri Rama Vilas Service Limited	-	-	-	-	48.15	30.44	-	-	-	-	48.15	30.44
Simpson & Company Limited	-	-	-	-	39.57	35.14	-	-	-	-	39.57	35.14
Simpson & General Finance Company Limited	-	-	-	-	17.63	13.99	-	-	-	-	17.63	13.99
BBL Daido Private Limited	-	-	18.00	6.62	-	-	-	-	-	-	18.00	6.62
The Madras Advertising Company Private Limited	-	-	-	-	6.65	9.07	-	-	-	-	6.65	9.07
India Pistons Limited	-	-	-	-	0.08	0.08	-	-	-	-	0.08	0.08
Shardlow India Limited	-	-	-	-	1.92	8.04	-	-	-	-	1.92	8.04
Others	-	-	-	-	2.02	8.93	-	-	-	-	2.02	8.93
Discounts and Rebates	-	-	-	-	19.27	21.85	-	-	-	-	19.27	21.85
George Oakes Limited	-	-	-	-	8.32	7.46	-	-	-	-	8.32	7.46
Speed-A-Way Private Limited	-	-	-	-	10.95	14.39	-	-	-	-	10.95	14.39
Rent	-	-	-	-	30.96	45.26	-	-	-	-	30.96	45.26
Simpson & Company Limited	-	-	-	-	11.08	24.84	-	-	-	-	11.08	24.84
George Oakes Limited	-	-	-	-	6.64	7.19	-	-	-	-	6.64	7.19
Wheel & Precision Forgings India Limited	-	-	-	-	10.80	10.80	-	-	-	-	10.80	10.80
Amalgamations Repco Limited	-	-	-	-	2.45	2.43	-	-	-	-	2.45	2.43
Dividend Paid (Net of taxes)	62.74	96.90	-	-	122.69	189.49	0.02	0.02	-	-	185.45	286.41
Amalgamations Private Limited	62.74	96.90	-	-	-	-	-	-	-	-	62.74	96.90
Simpson & Company Limited	-	-	-	-	121.35	187.41	-	-	-	-	121.35	187.41
India Pistons Limited	-	-	-	-	0.40	0.63	-	-	-	-	0.40	0.63
Others	-	-	-	-	0.94	1.45	0.02	0.02	-	-	0.96	1.47

BIMETAL BEARINGS LIMITED

Notes to the standalone financial statements for the year ended March 31, 2021

(All amounts are in INR Lakhs, unless otherwise stated)

Description	Holding Company		Joint Venture		Fellow Subsidiaries		Key Management Personnel		Associates / Enterprises owned by Key Management Personnel or their relatives		Total	
	2020-21	2019-20	2020-21	2019-20	2020-21	2019-20	2020-21	2019-20	2020-21	2019-20	2020-21	2019-20
Key management personnel compensation	-	-	-	-	-	-	192.56	190.91	-	-	192.56	190.91
Mr. A. Krishnamoorthy												
Short-term employee benefits	-	-	-	-	-	-	58.27	57.74	-	-	58.27	57.74
Other long-term employee benefits	-	-	-	-	-	-	-	6.30	-	-	-	6.30
Mr. S. Narayanan												
Short-term employee benefits	-	-	-	-	-	-	81.88	75.84	-	-	81.88	75.84
Other long-term employee benefits	-	-	-	-	-	-	4.28	4.50	-	-	4.28	4.50
Mr.N.Venkataraman												
Short-term employee benefits	-	-	-	-	-	-	30.22	30.02	-	-	30.22	30.02
Other long-term employee benefits	-	-	-	-	-	-	-	-	-	-	-	-
Mr.K.Vidhya Shankar												
Short-term employee benefits	-	-	-	-	-	-	16.57	15.16	-	-	16.57	15.16
Other long-term employee benefits	-	-	-	-	-	-	1.34	1.35	-	-	1.34	1.35
Sitting fees & others												
Mr.N.Venkataramani, Director	-	-	-	-	-	-	0.40	1.66	-	-	0.40	1.66
Mr.N.P.Mani, Director	-	-	-	-	-	-	1.48	1.16	-	-	1.48	1.16
Mr.R.Vijayaraghavan, Independent Director	-	-	-	-	-	-	2.18	1.36	-	-	2.18	1.36
Mr.Krishna Srinivasan, Independent Director	-	-	-	-	-	-	2.58	1.86	-	-	2.58	1.86
Dr.Sandhya Shekhar, Independent Director	-	-	-	-	-	-	1.28	1.06	-	-	1.28	1.06
Mr.P.M.Venkatasubramanian, Independent Director	-	-	-	-	-	-	1.98	1.56	-	-	1.98	1.56
Legal Fees												
Subbaraya Aiyar Padmanabhan and Ramamani Associates	-	-	-	-	-	-	-	-	-	6.03	-	6.03
S.Ramasubramaniam & Associates	-	-	-	-	-	-	-	-	-	-	-	-

BIMETAL BEARINGS LIMITED

Notes to the standalone financial statements for the year ended March 31, 2021

(All amounts are in INR Lakhs, unless otherwise stated)

Description	Holding Company		Joint Venture		Fellow Subsidiaries		Associate		Key Management Personnel		Associates / Enterprises owned or significantly influenced by Key Management Personnel or their relatives				
	2020-21	2019-20	2020-21	2019-20	2020-21	2019-20	2020-21	2019-20	2020-21	2019-20	2020-21	2019-20	2020-21	2019-20	Total
Balance at Year end															
Investments	-	-	794.76	794.76	216.54	198.38	75.00	75.00	-	-	-	-	-	1,086.31	1,068.15
Amalgamations Repco Limited	-	-	-	-	156.98	156.98	-	-	-	-	-	-	-	156.98	156.98
BBL Daido Private Limited	-	-	794.76	794.76	-	-	-	-	-	-	-	-	-	794.76	794.76
The United Nilgiri Tea Estates Limited	-	-	-	-	51.46	33.30	-	-	-	-	-	-	-	51.46	33.30
Stanes Amalgamated Estates Limited	-	-	-	-	8.10	8.10	-	-	-	-	-	-	-	8.10	8.10
IPL Green Power Limited	-	-	-	-	-	-	75.00	75.00	-	-	-	-	-	75.00	75.00
Trade receivables	-	-	429.79	217.49	222.46	323.04	-	-	-	-	-	-	-	652.47	540.53
Simpson & Company Limited	-	-	-	-	107.07	122.72	-	-	-	-	-	-	-	107.07	122.72
George Oakes Limited	-	-	-	-	42.53	121.81	-	-	-	-	-	-	-	42.53	121.81
Speed-A-Way Private Limited	-	-	-	-	64.58	71.78	-	-	-	-	-	-	-	64.58	71.78
BBL Daido Private Limited	-	-	429.79	217.49	-	-	-	-	-	-	-	-	-	429.79	217.49
TAFE Motors and Tractors Limited	-	-	-	-	6.12	4.35	-	-	-	-	-	-	-	6.12	4.35
India Pistons Limited	-	-	-	-	2.16	2.16	-	-	-	-	-	-	-	2.16	2.16
Others	-	-	-	-	-	0.22	-	-	-	-	-	-	-	-	0.22
Amounts Payable	13.62	20.95	195.53	23.43	45.56	46.73	-	-	3.60	27.03	-	-	-	258.31	118.14
Amalgamations Private Limited	13.62	20.95	-	-	-	-	-	-	-	-	-	-	-	13.62	20.95
BBL Daido Private Limited	-	-	195.53	23.43	-	-	-	-	-	-	-	-	-	195.53	23.43
Simpson & Company Limited	-	-	-	-	7.66	15.65	-	-	-	-	-	-	-	7.66	15.65
Simpson & General Finance Company Limited	-	-	-	-	10.66	7.41	-	-	-	-	-	-	-	10.66	7.41
Sri Rama Vilas Service Limited	-	-	-	-	20.94	6.89	-	-	-	-	-	-	-	20.94	6.89
The Madras Advertising Company Private Limited	-	-	-	-	-	0.39	-	-	-	-	-	-	-	-	0.39
IP Rings Limited	-	-	-	-	2.53	1.18	-	-	-	-	-	-	-	2.53	1.18
George Oakes Limited	-	-	-	-	-	5.83	-	-	-	-	-	-	-	-	5.83
Associated Printers (Madras) Private Limited	-	-	-	-	0.34	4.07	-	-	-	-	-	-	-	0.34	4.07

BIMETAL BEARINGS LIMITED

Notes to the standalone financial statements for the year ended March 31, 2021

(All amounts are in INR Lakhs, unless otherwise stated)

Description	Holding Company		Joint Venture		Fellow Subsidiaries		Associate		Key Management Personnel		Associates / Enterprises owned, controlled or influenced by Key Management Personnel or their relatives				Total	
	2020-21	2019-20	2020-21	2019-20	2020-21	2019-20	2020-21	2019-20	2020-21	2019-20	2020-21	2019-20	2020-21	2019-20	2020-21	2019-20
Amounts Payable - (Contd.)																
Mr. A. Krishnamoorthy, Managing Director	-	-	-	-	-	-	-	-	-	7.50	-	-	-	-	-	7.50
Mr. S. Narayanan, Wholtime Director	-	-	-	-	-	-	-	-	-	13.00	-	-	-	-	-	13.00
Mr.N.Venkataraman , Chief Financial Officer	-	-	-	-	-	-	-	-	-	2.00	-	-	-	-	-	2.00
Mr.K.Vidhya Shankar , Company Secretary	-	-	-	-	-	-	-	-	-	1.17	-	-	-	-	-	1.17
Mr.N.Venkataramani, Director	-	-	-	-	-	-	-	-	0.20	0.56	-	-	-	-	0.20	0.56
Mr.N.P.Mani, Director	-	-	-	-	-	-	-	-	0.68	0.56	-	-	-	-	0.68	0.56
Mr.R.Vijayaraghavan, Independent Director	-	-	-	-	-	-	-	-	0.68	0.56	-	-	-	-	0.68	0.56
Mr.Krishna Srinivasan, Independent Director	-	-	-	-	-	-	-	-	0.68	0.56	-	-	-	-	0.68	0.56
Dr.Sandhya Shekhar, Independent Director	-	-	-	-	-	-	-	-	0.68	0.56	-	-	-	-	0.68	0.56
Mr.P.M.Venkatashubramanian, Independent Director	-	-	-	-	-	-	-	-	0.68	0.56	-	-	-	-	0.68	0.56
Others	-	-	-	-	3.43	5.31	-	-	-	-	-	-	-	-	3.43	5.31

Notes:

- There is no allowance account for impaired receivables in relation to any outstanding balances, and no expense has been recognised in respect of impaired receivables due from related parties.
- Related party relationship is as identified by the Company on the basis of information available with the Company and relied upon by the Auditors.
- No amount is/has been written off or written back during the year in respect of debts due from or to related party.
- The above transactions are compiled from the date these parties became related which are accounted in the natural head of accounts.

(c) Terms and conditions

Transactions relating to dividends, subscriptions for new equity shares were on the same terms and conditions that applied to other shareholders.

BIMETAL BEARINGS LIMITED

Notes to the Standalone financial statements for the year ended March 31, 2021

(All amounts are in INR Lakhs, unless otherwise stated)

	As at March 31, 2021	As at March 31, 2020
37. Contingent liabilities		
Claim against the company not acknowledged as debt:		
Income tax matters	-	155.17
Sales tax matters	8.89	8.89
Claims by workmen pending before labour court	6.65	6.65
- Future cash flows in respect of above is determinable only on receipts of judgment / decision pending with relevant authorities.		
- The Company has filed responses / appeals against above matters which is pending disposal.		
38. Capital and other commitments		
(a) Capital commitments		
Estimated value of contracts in capital account remaining to be executed	203.84	240.41
Investment partly paid - equity shares of Rs.100 each in Adyar Property Holding Company Limited (INR 65 paid up)	0.02	0.02
Investment partly paid - equity shares of INR 615 each in TATA steel Limited (INR 154 paid up)	-	0.63
(b) Other commitments	-	-

39. Events after the reporting period

The Board of Directors have recommended dividend of INR 8 per fully paid up equity share of INR 10 each INR 306 lakhs for the financial year 2020-21 which is based on relevant share capital as on March 31, 2021. The actual dividend amount will be dependent on the relevant share capital outstanding as on the record date / book closure.

40. Earnings per share

For the purpose of computing the earnings per share, the net profit after tax has been used as the numerator and the weighted average number of shares outstanding has been considered as the denominator.

Particulars	For the year ended March 31 ,2021	For the year ended March 31 ,2020
Net profit attributable to shareholders	394.49	164.54
Profit attributable to equity shareholders	394.49	164.54
Weighted average number of equity shares of INR 10 each, for Basic EPS	38,25,000	38,25,000
Earning per share - Basic	10.31	4.30
Net profit attributable to shareholders	394.49	164.54
Profit attributable to equity shareholders	394.49	164.54
Weighted average number of equity shares of INR 10 each, for Diluted EPS	38,25,000	38,25,000
Earnings per share - Diluted	10.31	4.30

41. Research and development expenditure incurred during the year

Expenditure on R&D (DSIR approved R&D Centers)

Capital Expenditure	-	4.24
Revenue Expenditure		
Consultancy charges	-	4.00
Stay expenses	-	1.07
Research and development expenses included under various heads of Statement of Profit and Loss	69.31	77.60

42. Segment Reporting

As per Ind AS 108- "Operating Segment", segment information has been provided under the notes to Consolidated Financial Statements.

BIMETAL BEARINGS LIMITED

Notes to the Standalone financial statements for the year ended March 31, 2021

(All amounts are in INR Lakhs, unless otherwise stated)

43. Operating lease

For the year ended
March 31, 2021

For the year ended
March 31, 2020

As Lessor:

The company has entered into operating lease arrangements for certain surplus facilities. The lease is cancellable and are usually renewable by mutual consent on mutually agreeable terms. Lease income recognised in the Statement of Profit and Loss.

1.21

1.36

As Lessee:

The company has entered into operating lease arrangements for premises like (factories, sales depots and godowns etc.). These leasing arrangements are cancellable and are usually renewable by mutual consent on mutually agreeable terms. Lease payments recognised in the Statement of Profit and Loss.

Lease Disclosures (entity as a lessee)

Leases of factory premises and depots

Transition :

- (i) The following is the summary of practical expedients elected on initial application:
1. Applied a single discount rate to a portfolio of leases of similar assets in similar economic environment with a similar end date. Discount rate has been taken as the Incremental Borrowing rate of borrowings with similar tenure.
 2. Applied the exemption not to recognize right-of-use assets and liabilities for leases with less than 12 months of lease term on the date of initial application. During the year, the Company charged off INR 40.84 Lakhs (Previous year INR 52.97 Lakhs) as rent expenses on short term leases.
- (ii) The company has lease arrangement for "Land" and "Buildings". The lease arrangements is for the period ranging from one to two years. The present value of Right of Use Asset has been computed on the basis of Amended Lease Agreement.

- Right-of-use assets

Particulars	March 31, 2021	March 31, 2020
Balance at the beginning of the year	41.58	85.26
Additions	-	-
Amortisation on ROU Assets	41.58	43.68
Balance as at March 31, 2021	-	41.58

- Lease liabilities

Particulars	March 31, 2021	March 31, 2020
Balance at the beginning of the year	36.88	85.26
Payment of Lease liabilities	34.94	43.37
Finance cost accrued during the year	1.94	5.01
Balance as at March 31, 2021	-	36.88

BIMETAL BEARINGS LIMITED

Notes to the Standalone financial statements for the year ended March 31, 2021

(All amounts are in INR Lakhs, unless otherwise stated)

43. Operating lease - (Contd.)

Amounts recognised in profit and loss

Particulars	March 31, 2021	March 31, 2020
Depreciation expense on right-of-use assets	41.59	43.68
Interest expense on lease liabilities	1.94	5.01
The total cash outflow for lease amount to INR 43.53 Lakhs	43.53	48.69

Maturity analysis of Lease Liability

Particulars	March 31, 2021	March 31, 2020
Maturity in FY 2021	-	11.85
Maturity in FY 2022	-	31.52
Maturity in FY 2023	-	-
Maturity in FY 2024	-	-
Maturity in FY 2025 and above	-	-
Balance as at March 31, 2021	-	43.37

The entity does not face a significant liquidity risk with regard to its lease liabilities. Lease liabilities are monitored within the entity's treasury function.

44. The Company has following investment in joint venture and associate :

Name of the company	Type	Principal Place of business	Proportion of the ownership interest	
			March 31, 2021	March 31, 2020
BBL Daido Private Limited	Joint Venture	India	20.00%	20.00%
IPL Green Power Limited	Associate	India	24.19%	24.19%

45. Previous year's figures have been regrouped / reclassified wherever necessary to correspond with the current year's classification / disclosure.

For and on behalf of Board of Directors

A. Krishnamoorthy
Managing Director
DIN: 00001778
Chennai

S. Narayanan
Whole-time Director
DIN: 03564659
Coimbatore

P.M. Venkatasubramanian
Director
DIN: 00001579
Chennai

R. Natarajan
Chief Financial Officer
Coimbatore

K. Vidhya Shankar
Company Secretary
Coimbatore

Date : June 17, 2021

Bimetal Bearings Limited

Financial Highlights - Past Ten Years

Particulars	Financial Year ended									
	March 31, 2021	March 31, 2020	March 31, 2019	March 31, 2018	March 31, 2017	March 31, 2016	March 31, 2015	March 31, 2014	March 31, 2013	March 31, 2012
Net Sales	15,846.41	14,912.90	20,640.69	18,213.34	14,097.02	14,087.80	15,290.92	14,210.25	15,791.65	16,992.03
Profit before Tax	374.77	139.64	1,534.90	1,313.76	681.52	733.05	740.07	502.74	908.53	1,879.68
Profit after tax	394.49	164.54	1,031.39	1,015.40	499.89	502.61	558.31	385.75	675.70	1,285.05
Dividend: Amount	267.75	382.50	344.25	286.87	286.87	286.87	286.87	267.75	344.25	420.75
Percentage	70	100	90	75	75	75	75	70	90	110
Earnings per share(Rs)	10.31	4.30	26.96	26.55	13.07	13.14	14.60	10.09	17.67	33.60
Net Block of Fixed Assets (Excluding Revaluation)	6,400.42	4,859.93	4,836.76	4,268.17	3,883.10	3,717.51	3,667.62	3,983.25	3,786.80	3,534.38
Share Capital	382.50	382.50	382.50	382.50	382.50	382.50	382.50	382.50	382.50	382.50
Reserves (Excluding Revaluation Reserve)	18,201.33	16,955.01	17,754.77	17,068.31	16,026.22	15,422.92	13,553.84	13,363.55	13,291.06	13,018.12
Net Worth	18,583.83	17,337.51	18,137.27	17,450.81	16,408.72	15,805.42	13,936.34	13,746.06	13,673.56	13,400.62
Debt Equity Ratio:All Loans: Net Worth	0.00:1	0.00:1	0.00:1	0.00:1	0.00:1	0.00:1	0.00:1	0.01:1	0.01:1	0.01:1

BIMETAL BEARINGS LIMITED

CIN:L29130TN1961PLC004466

CONSOLIDATED FINANCIAL STATEMENTS

INDEPENDENT AUDITOR'S REPORT

To The Members of Bimetal Bearings Limited Report on the Audit of the Consolidated Financial Statements

Opinion

We have audited the accompanying consolidated financial statements of Bimetal Bearings Limited (the "Parent", the "Group") and the Group's share of loss in its associate and joint venture, which comprise the Consolidated Balance Sheet as at 31 March, 2021, and the Consolidated Statement of Profit and Loss (including Other Comprehensive Income), the Consolidated Statement of Cash Flows and the Consolidated Statement of Changes in Equity for the year then ended, and a summary of significant accounting policies and other explanatory information.

In our opinion and to the best of our information and according to the explanations given to us, and based on the consideration of reports of the other auditors on separate financial statements of the associate referred to in the Other Matters section below, the aforesaid consolidated financial statements give the information required by the Companies Act, 2013 (the "Act") in the manner so required and give a true and fair view in conformity with the Indian Accounting Standards prescribed under section 133 of the Act read with the Companies (Indian Accounting Standards) Rules, 2015, as amended ('Ind AS'), and other accounting principles generally accepted in India, of the consolidated state of affairs of the Group as at 31 March, 2021, and their consolidated profit, their consolidated total comprehensive income, their consolidated cash flows and their consolidated changes in equity for the year ended on that date.

Basis for Opinion

We conducted our audit of the consolidated financial statements in accordance with the Standards on Auditing specified under section 143 (10) of the Act (SAs). Our responsibilities under those Standards are further described in the Auditor's Responsibility for the Audit of the Consolidated Financial Statements section of our report. We are independent of the Group, its associate and joint venture in accordance with the Code of Ethics issued by the Institute of Chartered Accountants of India (ICAI) together with the ethical requirements that are relevant to our audit of the consolidated financial statements under the provisions of the Act and the Rules made thereunder, and we have fulfilled our other ethical responsibilities in accordance with these requirements and the ICAI's Code of Ethics. We believe that the audit evidence obtained by us and the audit evidence obtained by the other auditors in terms of their reports referred to in the sub-paragraph (a) of the Other Matters section below, is sufficient and appropriate to provide a basis for our audit opinion on the consolidated financial statements.

Key Audit Matters

Key audit matters are those matters that, in our professional judgment, were of most significance in our audit of the consolidated financial statements of the current period. We have determined that there are no key audit matters to communicate in our report.

Information Other than the Financial Statements and Auditor's Report Thereon

- ◆ The Parent's Board of Directors is responsible for the other information. The other information comprises the information included in the Management Discussion and Analysis, Report of Directors' and Report on Corporate Governance, but does not include the consolidated financial statements, standalone financial statements and our auditor's report thereon.
- ◆ Our opinion on the consolidated financial statements does not cover the other information and we do not express any form of assurance conclusion thereon.

In connection with our audit of the consolidated financial statements, our responsibility is to read the other information, compare with the financial statements of the associate audited by the other auditors, to the extent it relates to these entities and, in doing so, place reliance on the work of the other auditors and consider whether the other information is materially inconsistent with the consolidated financial statements or our knowledge obtained during the course of our audit or otherwise appears to be materially misstated. Other information so far as it relates to the associate, is traced from their financial statements audited by the other auditors.

If based on the work we have performed, we conclude that there is a material misstatement of this other information, we are required to report that fact. We have nothing to report in this regard.

Management's Responsibility for the Consolidated Financial Statements

The Parent's Board of Directors is responsible for the matters stated in section 134(5) of the Act with respect to the preparation of these consolidated financial statements that give a true and fair view of the consolidated financial position, consolidated financial performance including other comprehensive income, consolidated cash flows and consolidated changes in equity of the Group including its Associate and joint venture in accordance with the Ind AS and other accounting principles generally accepted in India. The respective Board of Directors of the companies included in the Group and of its associate and joint venture are responsible for maintenance of adequate accounting records in accordance with the provisions of the Act for safeguarding the assets of the Group and its associate and its joint venture and for preventing and detecting frauds and other irregularities; selection and application of appropriate accounting policies; making judgments and estimates that are reasonable and prudent; and design, implementation and maintenance of adequate internal financial controls, that were operating effectively for ensuring the accuracy and completeness of the accounting records, relevant to the preparation and presentation of the financial statements that give a true and fair view and are free from material misstatement, whether due to fraud or error, which have been used for the purpose of preparation of the consolidated financial statements by the Directors of the Parent Company, as aforesaid.

In preparing the consolidated financial statements, the respective Board of Directors of the companies included in the Group and of its associate and joint venture are responsible for assessing the ability of the respective entities to continue as a going concern, disclosing, as applicable, matters related to going concern and using the going concern basis of accounting unless the respective Board of Directors either intends to liquidate their respective entities or to cease operations, or has no realistic alternative but to do so.

The respective Board of Directors of the companies included in the Group and of its associate and joint venture are also responsible for overseeing the financial reporting process of the Group and of its associate and joint venture.

Auditor's Responsibility for the Audit of the Consolidated Financial Statements

Our objectives are to obtain reasonable assurance about whether the consolidated financial statements as a whole are free from material misstatement, whether due to fraud or error and to issue an auditor's report that includes our opinion. Reasonable assurance is a high level of assurance but is not a guarantee that an audit conducted in accordance with SAs will always detect a material misstatement when it exists. Misstatements can arise from fraud or error and are considered material if, individually or in the aggregate, they could reasonably be expected to influence the economic decisions of users taken on the basis of these consolidated financial statements.

As part of an audit in accordance with SAs, we exercise professional judgment and maintain professional skepticism throughout the audit. We also:

- ◆ Identify and assess the risks of material misstatement of the consolidated financial statements, whether due to fraud or error, design and perform audit procedures responsive to those risks, and obtain audit evidence that is sufficient and appropriate to provide a basis for our opinion. The risk of not detecting a material misstatement resulting from fraud is higher than for one resulting from error, as fraud may involve collusion, forgery, intentional omissions, misrepresentations, or the override of internal control.
- ◆ Obtain an understanding of internal financial control relevant to the audit in order to design audit procedures that are appropriate in the circumstances. Under section 143(3)(i) of the Act, we are also responsible for expressing our opinion on whether the Parent Company has adequate internal financial controls system in place and the operating effectiveness of such controls.
- ◆ Evaluate the appropriateness of accounting policies used and the reasonableness of accounting estimates and related disclosures made by the management.
- ◆ Conclude on the appropriateness of management's use of the going concern basis of accounting and, based on the audit evidence obtained, whether a material uncertainty exists related to events or conditions that may cast significant doubt on the ability of the Group and its associate and joint venture to continue as a going concern. If we conclude that a material uncertainty exists, we are required to draw attention in our auditor's report to the related disclosures in the consolidated financial statements or, if such disclosures are inadequate, to modify our opinion. Our conclusions are based on the audit evidence obtained up to the date of our auditor's report. However, future events or conditions may cause the Group and its associate and joint venture to cease to continue as a going concern.
- ◆ Evaluate the overall presentation, structure and content of the consolidated financial statements, including the disclosures, and whether the consolidated financial statements represent the underlying transactions and events in a manner that achieves fair presentation.
- ◆ Obtain sufficient appropriate audit evidence regarding the financial information of the entities within the Group and its associate and joint venture to express an opinion on the consolidated financial statements. We are responsible for the direction, supervision and performance of the audit of the financial statements of such entities included in the consolidated financial statements of which we are the independent auditors. For the other entities included in the consolidated financial statements, which have been audited by the other auditors, such other auditors remain responsible for the direction, supervision and performance of the audits carried out by them. We remain solely responsible for our audit opinion.

Materiality is the magnitude of misstatements in the consolidated financial statements that, individually or in aggregate, makes it probable that the economic decisions of a reasonably knowledgeable user of the consolidated financial statements may be influenced. We consider quantitative materiality and qualitative factors in (i) planning the scope of our audit work and in evaluating the results of our work; and (ii) to evaluate the effect of any identified misstatements in the consolidated financial statements.

We communicate with those charged with governance of the Parent Company and such other entities included in the consolidated financial statements of which we are the independent auditors regarding, among other matters, the planned scope and timing of the audit and significant audit findings, including any significant deficiencies in internal control that we identify during our audit.

We also provide those charged with governance with a statement that we have complied with relevant ethical requirements regarding independence, and to communicate with them all relationships and other matters that may reasonably be thought to bear on our independence, and where applicable, related safeguards.

From the matters communicated with those charged with governance, we determine those matters that were of most significance in the audit of the consolidated financial statements of the current period and are therefore the key audit matters. We describe these matters in our auditor's report unless law or regulation precludes public disclosure about the matter or when, in extremely rare circumstances, we determine that a matter should not be communicated in our report because the adverse consequences of doing so would reasonably be expected to outweigh the public interest benefits of such communication.

Other Matters

(a) The consolidated financial statements also include the Group's share of net profit of Rs. Nil for the year ended 31 March, 2021, as considered in the consolidated financial statements, in respect of one associate, whose financial statements have not been audited by us. These financial statements have been audited by other auditors whose reports have been furnished to us by the Management and our opinion on the consolidated financial statements, in so far as it relates to the amounts and disclosures included in respect of these associate, and our report in terms of subsection (3) of Section 143 of the Act, in so far as it relates to the aforesaid associate is based solely on the reports of the other auditors.

Our opinion on the consolidated financial statements above and our report on Other Legal and Regulatory Requirements below, is not modified in respect of the above matter with respect to our reliance on the work done and the reports of the other auditors.

Report on Other Legal and Regulatory Requirements

1. As required by Section 143(3) of the Act, based on our audit and on the consideration of the reports of the other auditors on the separate financial statements of the associate referred to in the Other Matters section above we report, to the extent applicable that :
 - a) We have sought and obtained all the information and explanations which to the best of our knowledge and belief were necessary for the purposes of our audit of the aforesaid consolidated financial statements.
 - b) In our opinion, proper books of account as required by law relating to preparation of the aforesaid consolidated financial statements have been kept so far as it appears from our examination of those books, returns and the reports of the other auditors.
 - c) The Consolidated Balance Sheet, the Consolidated Statement of Profit and Loss including Other Comprehensive Income, the Consolidated Statement of Cash Flows and the Consolidated Statement of Changes in Equity dealt with by this Report are in agreement with the relevant books of account maintained for the purpose of preparation of the consolidated financial statements.
 - d) In our opinion, the aforesaid consolidated financial statements comply with the Ind AS specified under Section 133 of the Act.
 - e) On the basis of the written representations received from the directors of the Parent Company as on 31 March, 2021 taken on record by the Board of Directors of the Company and the reports of the statutory auditors of its associate company and joint venture companies incorporated in India, none of the directors of the Group companies, its associate company and joint venture company incorporated in India is disqualified as on 31 March, 2021 from being appointed as a director in terms of Section 164(2) of the Act.
 - f) With respect to the adequacy of the internal financial controls over financial reporting and the operating effectiveness of such controls, refer to our separate Report in "Annexure A" which is based on the auditors' reports of the Parent, associate company and joint venture company incorporated in India. Our report expresses an unmodified opinion on the adequacy and operating effectiveness of internal financial controls over financial reporting of those companies.
 - g) With respect to the other matters to be included in the Auditor's Report in accordance with the requirements of section 197(16) of the Act, as amended,
 - ◆ In our opinion and to the best of our information and according to the explanations given to us, the remuneration paid by the Parent Company to its directors during the year is in accordance with the provisions of section 197 of the Act.
 - h) With respect to the other matters to be included in the Auditor's Report in accordance with Rule 11 of the Companies (Audit and Auditors) Rules, 2014, as amended in our opinion and to the best of our information and according to the explanations given to us:
 - i) The consolidated financial statements disclose the impact of pending litigations on the consolidated financial position of the Group, its associates and joint venture.
 - ii) The Group, its associate and joint venture did not have any material foreseeable losses on long-term contracts including derivative contracts.
 - iii) There was a delay of 19 days in transferring Rs.3.13 Lakhs, required to be transferred to the investor education and protection fund by the Parent (also refer Note : 13.b to the Consolidated financial statements). There were no amounts which were required to be transferred, to the investor education and protection fund by the associate company and joint venture company incorporated in India.

For **Fraser & Ross**
Chartered Accountants
(Firm's Registration No. 000829S)

Balaji. M.N
(Partner)

(Membership No. 202094)
UDIN: 21202094AAAAED3641

Place: Bengaluru
Date: 17 June, 2021

ANNEXURE “A” TO THE INDEPENDENT AUDITOR’S REPORT

(Referred to in paragraph 1(f) under 'Report on Other Legal and Regulatory Requirements' section of our report of even date)

Report on the Internal Financial Controls Over Financial Reporting under Clause (i) of Sub-section 3 of Section 143 of the Companies Act, 2013 (“the Act”)

In conjunction with our audit of the consolidated Ind AS financial statements of the Company as of and for the year ended 31 March, 2021, we have audited the internal financial controls over financial reporting of Bimetal Bearings Limited (hereinafter referred to as the “Parent”), which includes internal financial controls over financial reporting of its associate company and joint venture, which are companies incorporated in India, as of that date.

Management’s Responsibility for Internal Financial Controls

The respective Board of Directors of the Parent, its associate company and joint venture, which are companies incorporated in India, are responsible for establishing and maintaining internal financial controls based on the internal control over financial reporting criteria established by the respective Companies considering the essential components of internal control stated in the Guidance Note on Audit of Internal Financial Controls Over Financial Reporting issued by the Institute of Chartered Accountants of India (ICAI). These responsibilities include the design, implementation and maintenance of adequate internal financial controls that were operating effectively for ensuring the orderly and efficient conduct of its business, including adherence to the respective company’s policies, the safeguarding of its assets, the prevention and detection of frauds and errors, the accuracy and completeness of the accounting records, and the timely preparation of reliable financial information, as required under the Companies Act, 2013.

Auditor’s Responsibility

Our responsibility is to express an opinion on the internal financial controls over financial reporting of the Parent, its associate company and joint venture, which are companies incorporated in India, based on our audit. We conducted our audit in accordance with the Guidance Note on Audit of Internal Financial Controls Over Financial Reporting (the “Guidance Note”) issued by the Institute of Chartered Accountants of India and the Standards on Auditing, prescribed under Section 143(10) of the Companies Act, 2013, to the extent applicable to an audit of internal financial controls. Those Standards and the Guidance Note require that we comply with ethical requirements and plan and perform the audit to obtain reasonable assurance about whether adequate internal financial controls over financial reporting was established and maintained and if such controls operated effectively in all material respects.

Our audit involves performing procedures to obtain audit evidence about the adequacy of the internal financial controls system over financial reporting and their operating effectiveness. Our audit of internal financial controls over financial reporting included obtaining an understanding of internal financial controls over financial reporting, assessing the risk that a material weakness exists, and testing and evaluating the design and operating effectiveness of internal control based on the assessed risk. The procedures selected depend on the auditor’s judgement, including the assessment of the risks of material misstatement of the financial statements, whether due to fraud or error.

We believe that the audit evidence we have obtained and the audit evidence obtained by the other auditors of the associate company, which are companies incorporated in India, in terms of their reports referred to in the Other Matters paragraph below, is sufficient and appropriate to provide a basis for our audit opinion on the internal financial controls system over financial reporting of the Parent, its associate company and joint venture, which are companies incorporated in India.

Meaning of Internal Financial Controls Over Financial Reporting

A company’s internal financial control over financial reporting is a process designed to provide reasonable assurance regarding the reliability of financial reporting and the preparation of financial statements for external purposes in accordance with generally accepted accounting principles. A company’s internal financial control over financial reporting includes those policies and procedures that (1) pertain to the maintenance of records that, in reasonable detail, accurately and fairly reflect the transactions and dispositions of the assets of the company; (2) provide reasonable assurance that transactions are recorded as necessary to permit preparation of financial statements in accordance with generally accepted accounting principles, and that receipts and expenditures of the company are being made only in accordance with authorisations of management and directors of the company; and (3) provide reasonable assurance regarding prevention or timely detection of unauthorised acquisition, use, or disposition of the company’s assets that could have a material effect on the financial statements.

Inherent Limitations of Internal Financial Controls Over Financial Reporting

Because of the inherent limitations of internal financial controls over financial reporting, including the possibility of collusion or improper management override of controls, material misstatements due to error or fraud may occur and not be detected. Also, projections of any evaluation of the internal financial controls over financial reporting to future periods are subject to the risk that the internal financial control over financial reporting may become inadequate because of changes in conditions, or that the degree of compliance with the policies or procedures may deteriorate.

Opinion

In our opinion to the best of our information and according to the explanations given to us and based on the consideration of the reports of the other auditors referred to in the Other Matters paragraph below, the Parent, its associate company and joint venture, which are companies incorporated in India, have, in all material respects, an adequate internal financial controls system over financial reporting and such internal financial controls over financial reporting were operating effectively as at 31 March, 2021, based on the criteria for internal financial control over financial reporting established by the respective companies considering the essential components of internal control stated in the Guidance Note on Audit of Internal Financial Controls Over Financial Reporting issued by the Institute of Chartered Accountants of India.

Other Matters

Our aforesaid report under Section 143(3)(i) of the Act on the adequacy and operating effectiveness of the internal financial controls over financial reporting insofar as it relates to one associate company, which are companies incorporated in India, is based solely on the corresponding reports of the auditors of such companies incorporated in India.

Our opinion is not modified in respect of the above matter.

For **Fraser & Ross**
Chartered Accountants
(Firm’s Registration No. 000829S)
Balaji. M.N
(Partner)
(Membership No. 202094)
UDIN: 21202094AAAED3641

Place: Bengaluru
Date: 17 June, 2021

BIMETAL BEARINGS LIMITED

Consolidated Balance Sheet as at March 31, 2021

(All amounts are in INR Lakhs, unless otherwise stated)

	Note no.	As at March 31, 2021	As at March 31, 2020
ASSETS			
Non-current assets			
Property, plant and equipment	3	6,359.74	4,764.53
Right to use	43	-	41.58
Capital work-in-progress		314.73	1,263.10
Other intangible assets	4	40.68	53.82
Financial assets			
i. Investments in Joint Venture	44	880.60	892.22
ii. Other Investments	5	3,130.78	2,760.05
iii. Other financial assets	6	588.86	632.51
Other non-current assets	8	203.37	616.35
Total non-current assets		11,518.76	11,024.16
Current assets			
Inventories	9	4,956.88	4,084.37
Financial assets			
i. Investments	10	1,362.42	567.23
ii. Trade receivables	11		
Trade receivables considered good - Unsecured		5,055.51	4,113.67
iii. Cash and cash equivalents	12	113.59	102.66
iv. Bank balances other than (iii) above	13	77.32	78.79
v. Loans	14	3.49	4.17
vi. Other financial assets	6	303.04	425.81
Current tax assets (Net)	7	26.90	63.70
Other current assets	15	300.53	474.75
Total current assets		12,199.68	9,915.15
Total assets		23,718.44	20,939.31
EQUITY and LIABILITIES			
Equity			
Equity share capital	16	382.50	382.50
Other equity	17	18,287.19	17,052.99
Total equity		18,669.69	17,435.49
Liabilities			
Non-current liabilities			
Financial liabilities			
i. Lease liabilities	43	-	31.52
Provisions	23	151.32	160.53
Deferred tax liabilities (Net)	18	497.89	287.45
Total non-current liabilities		649.21	479.50
Current liabilities			
Financial liabilities			
i. Borrowings	19	479.53	314.63
ii. Trade payables	20		
Total outstanding dues of micro enterprises and small enterprises		385.52	168.54
Total outstanding dues of creditors other than micro enterprises and small enterprises		3,113.82	2,075.38
iii. Lease liabilities	43	-	11.85
iv. Other financial liabilities	21	310.11	205.72
Other current liabilities	22	61.58	54.75
Provisions	23	48.98	193.45
Total current liabilities		4,399.54	3,024.32
Total liabilities		5,048.75	3,503.82
Total equity and liabilities		23,718.44	20,939.31

See accompanying notes to the consolidated financial statements

In terms of our report attached.

For Fraser & Ross
Firm's Registration Number: 000829S
Chartered Accountants

Balaji M.N
Partner
Membership Number: 202094

For and on behalf of Board of Directors

A. Krishnamoorthy
Managing Director
DIN: 00001778
Chennai

P.M. Venkatasubramanian
Director
DIN: 00001579
Chennai

S. Narayanan
Whole-time Director
DIN: 03564659
Coimbatore

R. Natarajan
Chief Financial Officer
Coimbatore

Place : Bengaluru
Date: June 17, 2021

K. Vidhya Shankar
Company Secretary
Coimbatore

Date : June 17, 2021

BIMETAL BEARINGS LIMITED

Consolidated Statement of Profit and Loss for the year ended March 31, 2021

(All amounts are in INR Lakhs, unless otherwise stated)

	Note no.	For the year ended March 31, 2021	For the year ended March 31, 2020
I Revenue from operations	24	15,846.41	14,912.90
II Other income	25	554.10	642.99
III Total revenue (I +II)		16,400.51	15,555.89
IV Expenses			
a) Cost of materials consumed	26	8,985.45	7,371.76
b) Purchases of stock-in-trade		448.24	125.63
c) Changes in inventories of finished goods, stock-in-trade and work-in-progress	27	(827.75)	363.40
d) Employee benefits expense	28	2,537.44	2,670.85
e) Finance costs	29	47.69	8.32
f) Depreciation and amortisation expenses	30	550.84	566.99
g) Other expenses	31	4,283.83	4,381.30
V Total expenses		16,025.74	15,488.25
VI Profit before share of net profit of associate and joint venture and tax (III-V)		374.77	67.64
VII Share of net profit of associate and joint venture	44	(12.13)	15.89
VIII Profit before tax (VI+VII)		362.64	83.54
IX Tax expense :			
Current tax	32	(62.22)	6.30
Deferred tax	18	42.50	(31.20)
X Total tax expense		(19.72)	(24.90)
XI Profit for the year (VIII - X)		382.36	108.44
XII Other comprehensive income / (loss)			
(i) Items that will not be reclassified to profit or loss			
(a) Remeasurements of the defined benefit plans		43.59	(43.22)
(b) Equity instruments through other comprehensive income		1,243.44	(492.49)
(c) Share of other comprehensive income in associate and joint venture, to the extent not to be reclassified to profit or loss		-	(0.12)
(ii) Income tax relating to items that will not be reclassified to profit or loss	18	(167.44)	32.53
Total Other comprehensive income / (loss)		1119.59	(503.30)
XIII Total comprehensive income / (loss) for the year		1,501.95	(394.86)
XIV Earnings per share of INR 10 each			
Basic	40	10.00	2.83
Diluted	40	10.00	2.83
See accompanying notes to the consolidated financial statements			

In terms of our report attached.

For Fraser & Ross

Firm's Registration Number: 000829S
Chartered Accountants

Balaji M.N

Partner
Membership Number: 202094

For and on behalf of Board of Directors

A. Krishnamoorthy
Managing Director
DIN: 00001778
Chennai

S. Narayanan
Whole-time Director
DIN: 03564659
Coimbatore

P.M. Venkatasubramanian
Director
DIN: 00001579
Chennai

R. Natarajan
Chief Financial Officer
Coimbatore

K. Vidhya Shankar
Company Secretary
Coimbatore

Place : Bengaluru
Date: June 17, 2021

Date: June 17, 2021

BIMETAL BEARINGS LIMITED

Consolidated Statement of Cash Flows for the year ended March 31, 2021

(All amounts are in INR Lakhs, unless otherwise stated)

Particulars	For the year ended March 31, 2021	For the year ended March 31, 2020
Cash flow from operating activities		
Profit before tax for the period	362.64	83.53
Adjustments for		
Depreciation and amortisation expense	550.85	566.99
(Gain) / Loss on disposal of property, plant and equipment (Net)	48.22	(2.79)
(Gain) / Loss on sale of financial assets	(34.47)	(28.59)
(Profit) / Loss on share from joint venture and associate	12.13	(15.89)
Changes in fair value of financial assets at fair value through profit or loss	(184.63)	77.48
Liabilities no longer required written back	(36.06)	(130.46)
Net unrealised foreign exchange (gain) / loss	(26.84)	(41.98)
Dividend and interest income classified as investing cash flows	(130.28)	(313.59)
Finance costs	47.69	8.32
Change in operating assets and liabilities		
(Increase)/Decrease in trade receivables	(941.51)	1,007.97
(Increase)/Decrease in inventories	(872.52)	453.95
(Increase)/Decrease in other financial assets	166.78	(209.38)
(Increase)/Decrease in other non-current assets	4.26	(0.71)
(Increase)/Decrease in other current assets	217.81	(31.00)
(Increase)/Decrease in loans to employees	0.68	2.92
Increase/(Decrease) in trade payables	1,317.99	(66.77)
Increase/(Decrease) in other financial liabilities	(17.77)	17.77
Increase/(Decrease) in other current liabilities	6.83	(144.57)
Increase/(Decrease) in provisions	(2.86)	55.63
Cash generated from operations	488.94	1,288.83
Income taxes (paid)/refund received	400.44	(29.01)
Net cash inflow from operating activities	889.38	1,259.82
Cash flows from investing activities		
(Increase)/Decrease in borrowings	164.90	314.63
Payments for property, plant and equipment (net)	(1,111.07)	(1,675.57)
Payments for (purchase)/ receipts towards sale of investments (net)	296.60	58.06
(Increase)/Decrease in other bank balances	1.47	(21.15)
Interest and dividend received	129.92	408.90
Net cash used in investing activities	(518.18)	(915.13)
Cash flows from financing activities		
Interest paid	(45.75)	(3.31)
Payment of lease liabilities	(45.31)	(46.90)
Dividends paid to company's shareholders including dividend tax	(269.21)	(476.66)
Net cash used in financing activities	(360.27)	(526.87)

BIMETAL BEARINGS LIMITED

Consolidated Statement of cash flows for the year ended March 31, 2021 - (Contd..)

(All amounts are in INR Lakhs, unless otherwise stated)

Particulars	For the year ended March 31, 2021	For the year ended March 31, 2020
Net increase/(decrease) in cash and cash equivalents	10.94	(182.18)
Cash and cash equivalents at the beginning of the year	102.66	284.84
Cash and cash equivalents at end of the year	113.60	102.66

See accompanying notes to the consolidated financial statements

Note: The above Cash Flow Statement has been prepared under 'indirect method' set out in the Ind AS 7 - Cash Flow Statements.

In terms of our report attached.

For Fraser & Ross

Firm's Registration Number: 000829S
Chartered Accountants

Balaji M.N

Partner
Membership Number: 202094

For and on behalf of Board of Directors

A. Krishnamoorthy

Managing Director
DIN: 00001778
Chennai

P.M. Venkatasubramanian

Director
DIN: 00001579
Chennai

K. Vidhya Shankar

Company Secretary
Coimbatore

S. Narayanan

Whole-time Director
DIN: 03564659
Coimbatore

R. Natarajan

Chief Financial Officer
Coimbatore

Place : Bengaluru
Date: June 17, 2021

Date: June 17, 2021

BIMETAL BEARINGS LIMITED

Consolidated Statement of changes in equity for the year ended March 31, 2021

(All amounts are in INR Lakhs, unless otherwise stated)

	Note No.	Amount	Reserves and surplus				Items of other comprehensive income		Total
(I) Equity share capital			General Reserve	Capital Reserve	Retained earnings	Actuarial Gain/ (Loss)	Equity instrument through other Comprehensive income		
Balance as at April 1, 2019		382.50							
Changes in equity share capital during the year	16	-							
Balance as at March 31, 2020		382.50							
Changes in equity share capital during the year	16	-							
Balance as at March 31, 2021		382.50							
(II) Other equity									
Balance as at April 1, 2019		14,003.81	14,003.81	-	1,711.15	47.03	2,161.79	17,923.78	
Profit for the year	17	-	-	-	108.43	-	-	108.43	
Other comprehensive income	17	-	-	-	-	(10.69)	(492.62)	(503.31)	
Transfer to general reserve	17	550.00	550.00	-	(550.00)	-	-	-	
Dividends paid including dividend distribution tax	17	-	-	-	(475.91)	-	-	(475.91)	
Balance as at March 31, 2020		14,553.81	14,553.81	-	793.66	36.34	1,669.18	17,052.99	
Profit for the year	17	-	-	-	382.36	-	-	382.36	
Other comprehensive income	17	-	-	-	-	(123.85)	1,243.44	1,119.59	
Dividends paid	17	-	-	-	(267.75)	-	-	(267.75)	
Balance as at March 31, 2021		14,553.81	14,553.81	-	908.27	(87.51)	2,912.62	18,287.19	

See accompanying notes to the consolidated financial statements

In terms of our report attached.

For Fraser & Ross
Firm's Registration Number: 000829S
Chartered Accountants

Balaji M.N
Partner
Membership Number: 202094

Place : Bengaluru
Date: June 17, 2021

For and on behalf of Board of Directors

A. Krishnamoorthy
Managing Director
DIN: 00001778
Chennai

P.M. Venkatasubramanian
Director
DIN: 00001579
Chennai

K. Vidhya Shankar
Company Secretary
Coimbatore

S. Narayanan
Whole-time Director
DIN: 03564659
Coimbatore

R. Natarajan
Chief Financial Officer
Coimbatore

Date: June 17, 2021

BIMETAL BEARINGS LIMITED

Notes to the Consolidated financial statements for the year ended March 31, 2021

1. General Information

Bimetal Bearings Limited ("the Group" or "BBL") is engaged in manufacturing of Engine Bearings, Bushings, Thrust Washers, Alloy Powder and Bimetallic Strips. The Group has manufacturing plants at Coimbatore, Hosur, Chennai (Sembiam and Thoraipakkam). The Group is a public listed company and listed on The Bombay Stock Exchange. In addition the company has an investment in an associate and a joint venture which have been collectively referred to as "the Group".

The consolidated financial statements were approved for issue by the board of directors on June 17, 2021.

2. Significant accounting policies

This note provides a list of the significant accounting policies adopted in the preparation of these financial statements. These policies have been consistently applied to all the years presented, unless otherwise stated.

(a) Basis of preparation

(i) Compliance with Ind AS

These financial statements have been prepared in accordance with Indian Accounting Standards ("Ind AS") notified under the Companies (Indian Accounting Standards) Rules, 2015 and Companies (Indian Accounting Standards) Amendment Rules, 2016 as applicable.

(ii) Historical cost convention

The financial statements have been prepared on a historical cost basis, except for the following:

- a) certain financial assets and liabilities (including derivative instruments) that is measured at fair value and
- b) defined benefit plans — plan assets measured at fair value

Historical cost is generally based on the fair value of the consideration given in exchange for goods and services.

Fair value is the price that would be received to sell an asset or paid to transfer a liability in an orderly transaction between market participants at the measurement date, regardless of whether that price is directly observable or estimated using another valuation technique. In estimating the fair value of an asset or a liability, the Group takes into account the characteristics of the asset or liability if market participants would take those characteristics into account when pricing the asset or liability at the measurement date. Fair value for measurement and/or disclosure purposes in these consolidated financial statements is determined on such a basis, except for share-based payment transactions that are within the scope of Ind AS 102, leasing transactions that are within the scope of Ind AS 116, and measurements that have some similarities to fair value but are not fair value, such as net realisable value in Ind AS 2 or value in use in Ind AS 36.

In addition, for financial reporting purposes, fair value measurements are categorised into Level 1, 2, or 3 based on the degree to which the inputs to the fair value measurements are observable and the significance of the inputs to the fair value measurement in its entirety, which are described as follows:

- Level 1 inputs are quoted prices (unadjusted) in active markets for identical assets or liabilities that the entity can access at the measurement date;
- Level 2 inputs are inputs, other than quoted prices included within Level 1, that are observable for the asset or liability, either directly or indirectly; and
- Level 3 inputs are unobservable inputs for the asset or liability.

- (iii) The Group management has considered possible effects, if any, that may result from the pandemic relating to COVID-19 on the carrying amounts of its assets. In developing the assumptions and estimates relating to the uncertainties as at the Balance Sheet date, in relation to the recoverable amounts of these assets, the group management has considered the global economic conditions prevailing as at the date of approval of these financial results, and has used internal and external sources of information to the extent determined by it. The actual outcome of these assumptions and estimates may vary in future due to the impact of the pandemic.

(iv) Principles of consolidation and equity accounting

- Associates

Associates are all entities over which the Group has significant influence but not control or joint control. This is generally the case where the Group holds between 20% and 50% of the voting rights. Investment in associates are accounted for using the equity method of accounting (see (iii) below), after initially being recognised at cost.

BIMETAL BEARINGS LIMITED

Notes to the Consolidated financial statements for the year ended March 31, 2021

(a) **Basis of preparation - (Contd.)**

(iv) **Principles of consolidation and equity accounting**

- **Joint arrangements**

Under Ind AS 111 Joint Arrangements, investments in joint arrangements are classified as either joint operations or joint ventures. The classification depends on the contractual rights and obligation of each investor, rather than the legal structure of the joint arrangement. Bimetal Bearings Limited has determined its interest in a joint arrangement to be in the nature of joint venture.

- **Joint venture**

Interests in joint ventures are accounted for using the equity method (see below), after initially being recognised at cost in the consolidated balance sheet.

(v) **Equity method**

Under the equity method of accounting, the investments are initially recognised at cost and adjusted thereafter to recognise the Group's share of the post-acquisition profits or losses of the investee in profit and loss, and the Group's share of other comprehensive income of the investee in other comprehensive income. Dividends received or receivable from associates and joint ventures are recognised as a reduction in the carrying amount of the investment.

When the Group's share of losses in an equity-accounted investment equals or exceeds its interest in the entity, including any other unsecured long-term receivables, the Group does not recognise further losses, unless it has incurred obligations or made payments on behalf of the other entity.

Unrealised gains on transactions between the Group and its associates and joint ventures are eliminated to the extent of the Group's interest in these entities. Unrealised losses are also eliminated unless the transaction provides evidence of an impairment of the asset transferred. Accounting policies of equity accounted investees have been changed where necessary to ensure consistency with the policies adopted by the Group.

The carrying amount of equity accounted investments are tested for impairment in accordance with the policy described in note 2(g) below.

(vi) **Following associate and joint venture entities have been considered in the preparation of the consolidated financial statements:**

Name of the entity	Relationship	Country of Incorporation	Ownership held by	% of Holding and voting power either directly or indirectly through subsidiary as at	
				March 31,2021	March 31,2020
IPL Green Power Limited	Associate	India	Bimetal Bearings Limited	24.19%	24.19%
BBL Daido Private Limited	Joint Venture	India	Bimetal Bearings Limited	20.00%	20.00%

(b) **Segment Reporting**

Operating segments are reported in a manner consistent with the internal reporting provided to the Chief operating decision maker. The Managing Director of the Company has been identified as being the chief operating decision maker.

(c) **Foreign currency translation**

(i) **Functional and presentation currency**

Items included in the financial statements of the Group are measured using the currency of the primary economic environment in which these entities operate (i.e. the "functional currency"). The financial statements are presented in INR, the national currency of India, which is the functional currency of the Group.

(ii) **Transaction and balances**

Transactions in foreign currency are translated into the respective functional currencies using the exchange rates prevailing at the dates of the respective transactions. Foreign exchange gains and losses resulting from the settlement of such transactions and from the translation at the exchange rates prevailing at reporting date of monetary assets and liabilities denominated in foreign currencies are recognized in the statement of profit and loss and reported within foreign exchange gains/ (losses).

Non-monetary assets and liabilities denominated in a foreign currency and measured at historical cost are translated at the exchange rate prevalent at the date of transaction. Foreign currency gains and losses are reported on a net basis. This includes changes in the fair value of foreign exchange derivative instruments, which are accounted at fair value through profit or loss.

BIMETAL BEARINGS LIMITED

Notes to the Consolidated financial statements for the year ended March 31, 2021

(d) Revenue recognition

Revenue is recognised when control of the goods, services are transferred to the customer at an amount that reflects the consideration to which the Group expects to be entitled in exchange for those goods or services, regardless of when the payment is being made. Revenue is measured at the fair value of the consideration received or receivable, taking into account contractually defined terms of payment. The Group is the principal in all of its revenue arrangements since it is the primary obligor in all the revenue arrangements as it has pricing latitude and is also exposed to inventory and credit risks. However, Goods and Service tax (GST) are not received by the Group on its own account. Rather, it is tax collected on value added to the commodity by the seller on behalf of the government. Accordingly, it is excluded from revenue.

(i) Sale of goods

Revenue from sale of goods is recognised when control of the goods is transferred to the Customers. Revenue from the sale of goods is measured at the fair value of the consideration received or receivable, net of returns and allowances, trade discounts and volume rebates.

(ii) Dividend and interest income

Dividend income from investments is recognised when the shareholder's right to receive payment has been established (provided that it is probable that the economic benefits will flow to the Group and the amount of income can be measured reliably).

Interest income from a financial asset is recognised when it is probable that the economic benefits will flow to the Group and the amount of income can be measured reliably. Interest income is accrued on a time basis, by reference to the principal outstanding and at the effective interest rate applicable, which is the rate that exactly discounts estimated future cash receipts through the expected life of the financial asset to that asset's net carrying amount on initial recognition.

(iii) Other operating revenue

Income from duty drawback and other export incentives is recognised on accrual basis.

(e) Taxation

Income tax expense represents the sum of the tax currently payable and deferred tax.

(i) Current tax

The tax currently payable is based on taxable profit for the year. Taxable profit differs from 'profit before tax' as reported in the consolidated statement of profit and loss because of items of income or expense that are taxable or deductible in other years and items that are never taxable or deductible. The Group's current tax is calculated using tax rates that have been enacted or substantively enacted by the end of the reporting period.

(ii) Deferred tax

Deferred tax is recognised on temporary differences between the carrying amounts of assets and liabilities in the consolidated financial statements and the corresponding tax bases used in the computation of taxable profit. Deferred tax liabilities are generally recognised for all taxable temporary differences. Deferred tax assets are generally recognised for all deductible temporary differences to the extent that it is probable that taxable profits will be available against which those deductible temporary differences can be utilised. Such deferred tax assets and liabilities are not recognised if the temporary difference arises from the initial recognition (other than in a business combination) of assets and liabilities in a transaction that affects neither the taxable profit nor the accounting profit. In addition, deferred tax liabilities are not recognised if the temporary difference arises from the initial recognition of goodwill.

Deferred tax liabilities are recognised for taxable temporary differences associated with investments in associates, and interests in joint ventures, except where the Group is able to control the reversal of the temporary difference and it is probable that the temporary difference will not reverse in the foreseeable future. Deferred tax assets arising from deductible temporary differences associated with such investments and interests are only recognised to the extent that it is probable that there will be sufficient taxable profits against which to utilise the benefits of the temporary differences and they are expected to reverse in the foreseeable future.

The carrying amount of deferred tax assets is reviewed at the end of each reporting period and reduced to the extent that it is no longer probable that sufficient taxable profits will be available to allow all or part of the asset to be recovered.

Deferred tax liabilities and assets are measured at the tax rates that are expected to apply in the period in which the liability is settled or the asset realised, based on tax rates (and tax laws) that have been enacted or substantively enacted by the end of the reporting period.

The measurement of deferred tax liabilities and assets reflects the tax consequences that would follow from the manner in which the Group expects, at the end of the reporting period, to recover or settle the carrying amount of its assets and liabilities.

(iii) Current and deferred tax for the year

Current and deferred tax are recognised in profit or loss, except when they relate to items that are recognised in other comprehensive income or directly in equity, in which case, the current and deferred tax are also recognised in other comprehensive income or directly in equity respectively.

Where current tax or deferred tax arises from the initial accounting for a business combination, the tax effect is included in the accounting for the business combination.

BIMETAL BEARINGS LIMITED

Notes to the Consolidated financial statements for the year ended March 31, 2021

(f) Leasing

Ind AS 116 requires lessees to determine the lease term as the non-cancellable period of a lease adjusted with any option to extend or terminate the lease, if the use of such option is reasonably certain. The Group makes an assessment on the expected lease term on a lease-by-lease basis and thereby assesses whether it is reasonably certain that any options to extend or terminate the contract will be exercised. In evaluating the lease term, the Group considers factors such as any significant leasehold improvements undertaken over the lease term, costs relating to the termination of the lease and the importance of the underlying asset to Group's operations taking into account the location of the underlying asset and the availability of suitable alternatives. The lease term in future periods is reassessed to ensure that the lease term reflects the current economic circumstances.

As a lessee

The Group's lease asset classes primarily consist of leases for land and buildings. The Group assesses whether a contract contains a lease, at inception of a contract. A contract is, or contains, a lease if the contract conveys the right to control the use of an identified asset for a period of time in exchange for consideration. To assess whether a contract conveys the right to control the use of an identified asset, the Group assesses whether: (i) the contract involves the use of an identified asset (ii) the Group has substantially all of the economic benefits from use of the asset through the period of the lease and (iii) the Group has the right to direct the use of the asset.

At the date of commencement of the lease, the Group recognizes a right-of-use asset ("ROU") and a corresponding lease liability for all lease arrangements in which it is a lessee, except for leases with a term of twelve months or less (short-term leases) and low value leases. For these short-term and low value leases, the Group recognizes the lease payments as an operating expense on a straight-line basis over the term of the lease.

Certain lease arrangements includes the options to extend or terminate the lease before the end of the lease term. ROU assets and lease liabilities includes these options when it is reasonably certain that they will be exercised.

The right-of-use assets are initially recognized at cost, which comprises the initial amount of the lease liability adjusted for any lease payments made at or prior to the commencement date of the lease plus any initial direct costs less any lease incentives. They are subsequently measured at cost less accumulated depreciation and impairment losses.

Right-of-use assets are depreciated from the commencement date on a straight-line basis over the shorter of the lease term and useful life of the underlying asset. Right-of-use assets are evaluated for recoverability whenever events or changes in circumstances indicate that their carrying amounts may not be recoverable. For the purpose of impairment testing, the recoverable amount (i.e. the higher of the fair value less cost to sell and the value-in-use) is determined on an individual asset basis unless the asset does not generate cash flows that are largely independent of those from other assets. In such cases, the recoverable amount is determined for the Cash Generating Unit (CGU) to which the asset belongs.

The lease liability is initially measured at amortized cost at the present value of the future lease payments. The lease payments are discounted using the interest rate implicit in the lease or, if not readily determinable, using the incremental borrowing rates in the country of domicile of these leases. Lease liabilities are remeasured with a corresponding adjustment to the related right of use asset if the Company changes its assessment if whether it will exercise an extension or a termination option.

Lease liability and ROU asset have been separately presented in the Balance Sheet and lease payments have been classified as financing cash flows.

(g) Impairment of assets

At the end of each reporting period, the Group reviews the carrying amounts of its tangible and intangible assets to determine whether there is any indication that those assets have suffered an impairment loss. If any such indication exists, the recoverable amount of the asset is estimated in order to determine the extent of the impairment loss (if any). When it is not possible to estimate the recoverable amount of an individual asset, the Group estimates the recoverable amount of the cash generating unit to which the asset belongs. When a reasonable and consistent basis of allocation can be identified, corporate assets are also allocated to individual cash-generating units, or otherwise they are allocated to the smallest Group of cash-generating units for which a reasonable and consistent allocation basis can be identified.

Intangible assets with indefinite useful lives and intangible assets not yet available for use are tested for impairment at least annually, and whenever there is an indication that the asset may be impaired.

Recoverable amount is the higher of fair value less costs of disposal and value in use. In assessing value in use, the estimated future cash flows are discounted to their present value using a pre-tax discount rate that reflects current market assessments of the time value of money and the risks specific to the asset for which the estimates of future cash flows have not been adjusted.

If the recoverable amount of an asset (or cash-generating unit) is estimated to be less than its carrying amount, the carrying amount of the asset (or cash-generating unit) is reduced to its recoverable amount. An impairment loss is recognised immediately in profit or loss.

When an impairment loss subsequently reverses, the carrying amount of the asset (or a cash-generating unit) is increased to the revised estimate of its recoverable amount, but so that the increased carrying amount does not exceed the carrying amount that would have been determined had no impairment loss been recognised for the asset (or cash-generating unit) in prior years. A reversal of an impairment loss is recognised immediately in profit or loss.

BIMETAL BEARINGS LIMITED

Notes to the Consolidated financial statements for the year ended March 31, 2021

(h) Cash flow Statement

Cash flows are reported using the indirect method, whereby profit for the period is adjusted for the effects of Transactions of a non-cash nature, any deferrals or accruals of past or future operating cash receipt or payments and item of income or expense associated with investing or financing cash-flows. The cash flow from operating, investing and financing activities of the Group are segregated.

(i) Inventories

Inventories are stated at the lower of cost and net realisable value. Cost of raw materials and traded goods comprises cost of purchases. Cost of work-in-progress and finished goods comprises direct materials, direct labour and an appropriate proportion of variable and fixed overhead expenditure, the latter being allocated on the basis of normal operating capacity. Cost of inventories also include all other costs incurred in bringing the inventories to their present location and condition. Costs are determined and assigned to individual items of inventory using the weighted average method. Costs of purchased inventory are determined after deducting rebates and discounts. Net realisable value represents the estimated selling price for inventories less all estimated costs of completion and costs necessary to make the sale.

(j) Financial instruments

Financial assets and financial liabilities are recognised when a Group entity becomes a party to the contractual provisions of the instruments.

Financial assets and financial liabilities are initially measured at fair value. Transaction costs that are directly attributable to the acquisition or issue of financial assets and financial liabilities (other than financial assets and financial liabilities at fair value through profit or loss) are added to or deducted from the fair value of the financial assets or financial liabilities, as appropriate, on initial recognition.

Transaction costs directly attributable to the acquisition of financial assets or financial liabilities at fair value through profit or loss are recognised immediately in profit or loss.

(k) Financial assets

All regular way purchases or sales of financial assets are recognised and derecognised on a trade date basis. Regular way purchases or sales of financial assets that require delivery of assets within the time frame established by regulation or convention in the market place. All recognised financial assets are subsequently measured in their entirety at either amortised cost or fair value, depending on the classification of the financial assets.

(i) Classification of financial assets

The Group classifies its financial assets in the following measurement categories:

- a) those to be measured subsequently at fair value (either through other comprehensive income, or through profit or loss),
- b) those measured at amortised cost and
- c) those measured at cost

The classification depends on the entity's business model for managing the financial assets, the contractual terms of the cash flows and whether the investment meets the definition of interest in associates and joint ventures. For assets measured at fair value, gains and losses will either be recorded in profit or loss or other comprehensive income. For investments in debt instruments, this will depend on the business model in which the investment is held. For investments in equity instruments, this will depend on whether the Group has made an irrevocable election at the time of initial recognition to account for the equity investment at fair value through other comprehensive income. The Group reclassifies debt investments when and only when its business model for managing those assets changes. Investments forming part of interest in associates and joint ventures are measured at cost.

(ii) Measurements

At initial recognition, the Group measures a financial asset at its fair value plus, in the case of a financial asset not at fair value through profit or loss, transaction costs that are directly attributable to the acquisition of the financial asset. Transaction costs of financial assets carried at fair value through profit or loss are expensed in profit or loss.

- Debt instruments

Subsequent measurement of debt instruments depends on the Group's business model for managing the asset and the cash flow characteristics of the asset. There are two measurement categories into which the Group classifies its debt instruments:

a) Amortised cost:

Assets that are held for collection of contractual cash flows where those cash flows represent solely payments of principal and interest are measured at amortised cost. A gain or loss on a debt investment that is subsequently measured at amortised cost and is not part of a hedging relationship is recognised in profit or loss when the asset is derecognised or impaired. Interest income from these financial assets is included in other income using the effective interest rate method.

BIMETAL BEARINGS LIMITED

Notes to the Consolidated financial statements for the year ended March 31, 2021

(k) **Financial assets - (Contd.)**

(ii) **Measurements**

b) **Fair value through profit or loss:**

Assets that do not meet the criteria for amortised cost or Fair value through other comprehensive income are measured at fair value through profit or loss. A gain or loss on a debt investment that is subsequently measured at fair value through profit or loss and is not part of a hedging relationship is recognised in profit or loss and presented net in the statement of profit and loss within other income/ other expenses in the period in which it arises. Interest income from these financial assets is included in other income.

- **Equity instruments**

The Group subsequently measures all equity investments other than investments forming part of interest in associates and joint ventures at fair value. Where the Group's management has elected to present fair value gains and losses on equity investments in other comprehensive income, there is no subsequent reclassification of fair value gains and losses to profit or loss. Dividends from such investments are recognised in profit or loss as other income when the Group's right to receive payments is established.

Changes in the fair value of financial assets at fair value through profit or loss are recognised in other income/ other expenses in the statement of profit and loss. Impairment losses (and reversal of impairment losses) on equity investments measured at FVOCI are not reported separately from other changes in fair value.

(iii) **Impairment of financial assets**

The Group assesses on a forward looking basis the expected credit losses associated with its assets carried at cost and amortised cost. The impairment methodology applied depends on whether there has been a significant increase in credit risk. Refer notes to accounts for the details how the Group determines whether there has been a significant increase in credit risk.

For trade receivables only, the Group applies the simplified approach permitted by Ind AS 109 Financial Instruments, which requires expected lifetime losses to be recognised from initial recognition of the receivables.

(iv) **Derecognition of financial assets**

A financial asset is derecognised only when

- a) The Group has transferred the rights to receive cash flows from the financial asset or
- b) Retains the contractual rights to receive the cash flows of the financial asset, but assumes a contractual obligation to pay the cash flows to one or more recipients.

Where the entity has transferred an asset, the Group evaluates whether it has transferred substantially all risks and rewards of ownership of the financial asset. In such cases, the financial asset is derecognised. Where the entity has not transferred substantially all risks and rewards of ownership of the financial asset, the financial asset is not derecognised.

Where the entity has neither transferred a financial asset nor retains substantially all risks and rewards of ownership of the financial asset, the financial asset is derecognised if the Group has not retained control of the financial asset. Where the Group retains control of the financial asset, the asset is continued to be recognised to the extent of continuing involvement in the financial asset.

(v) **Income recognition**

a) **Interest income**

Interest income from debt instruments is recognised using the effective interest rate method. The effective interest rate is the rate that exactly discounts estimated future cash receipts through the expected life of the financial asset to the gross carrying amount of a financial asset. When calculating the effective interest rate, the Company estimates the expected cash flows by considering all the contractual terms of the financial instrument (for example: prepayment, extension, call and similar options) but does not consider the expected credit losses.

b) **Dividends**

Dividends are recognised in profit or loss only when the right to receive payment is established, it is probable that the economic benefits associated with the dividend will flow to the Company, and the amount of the dividend can be measured reliably.

BIMETAL BEARINGS LIMITED

Notes to the Consolidated financial statements for the year ended March 31, 2021

(l) Financial liabilities and equity instruments

(i) Classification as debt or equity

Debt and equity instruments issued by a Company entity are classified as either financial liabilities or as equity in accordance with the substance of the contractual arrangements and the definitions of a financial liability and an equity instrument.

(ii) Equity instruments

An equity instrument is any contract that evidences a residual interest in the assets of an entity after deducting all of its liabilities. Equity instruments issued by a Group entity are recognised at the proceeds received, net of direct issue costs.

Repurchase of the Group's own equity instruments is recognised and deducted directly in equity.

No gain or loss is recognised in profit or loss on the purchase, sale, issue or cancellation of the Group's own equity instruments.

(iii) Financial liabilities

All financial liabilities are subsequently measured at amortised cost using the effective interest method or at FVTPL.

However, financial liabilities that arise when a transfer of a financial asset does not qualify for derecognition or when the continuing involvement approach applies, financial guarantee contracts issued by the Company, and commitments issued by the Company to provide a loan at below-market interest rate are measured in accordance with the specific accounting policies set out below.

(m) Derivatives

The Group enters into certain derivative contracts to hedge risks which are not designated as hedges. Such contracts are initially recognised at fair value on the date a derivative contract is entered into and are subsequently re-measured to their fair value at the end of each reporting period. The impact of the fair value changes are included in other income.

(n) Offsetting financial instruments

Financial assets and liabilities are offset and the net amount is reported in the balance sheet where there is a legally enforceable right to offset the recognised amounts and there is an intention to settle on a net basis or realise the asset and settle the liability simultaneously. The legally enforceable right must not be contingent on future events and must be enforceable in the normal course of business and in the event of default, insolvency or bankruptcy of the Group or the counterparty.

(o) Property, plant and equipment

Land and buildings held for use in the production or supply of goods or services, or for administrative purposes, are stated in the consolidated balance sheet at cost less accumulated depreciation and accumulated impairment losses. Freehold land is not depreciated.

Properties in the course of construction for production, supply or administrative purposes are carried at cost, less any recognised impairment loss. Cost includes professional fees and, for qualifying assets, borrowing costs capitalised in accordance with the Group's accounting policy. Such properties are classified to the appropriate categories of property, plant and equipment when completed and ready for intended use. Depreciation of these assets on the same basis as other property assets commences when the assets are ready for their intended use.

Fixtures and equipment are stated at cost less accumulated depreciation and accumulated impairment losses.

Depreciation commences when the assets are ready for their intended use. Depreciable amount for assets is the cost of an asset, or other amount substituted for cost, less its estimated residual value. Depreciation is recognized so as to write off the cost of assets (other than freehold land and properties under construction) less their residual values over their useful lives, using straight-line method as per the useful life prescribed in Schedule II to the Companies Act, 2013. However, the estimates of useful lives of certain assets, based on technical evaluation are different from those specified in Schedule II which are set out below:

Plant and equipment - Useful life 20 years

Assets costing individually upto Rs. 5,000/- are fully depreciated in the year of purchase.

An item of property, plant and equipment is derecognised upon disposal or when no future economic benefits are expected to arise from the continued use of the asset. Any gain or loss arising on the disposal or retirement of an item of property, plant and equipment is determined as the difference between the sales proceeds and the carrying amount of the asset and is recognised in profit or loss.

(p) Intangible assets

(i) Acquired intangible assets

Intangible assets with finite useful lives that are acquired separately are carried at cost less accumulated amortisation and accumulated impairment losses. Amortisation is recognised on a straight-line basis over their estimated useful lives. The estimated useful life and amortisation method are reviewed at the end of each reporting period, with the effect of any changes in estimate being accounted for on a prospective basis. Intangible assets with indefinite useful lives that are acquired separately are carried at cost less accumulated impairment losses.

BIMETAL BEARINGS LIMITED

Notes to the Consolidated financial statements for the year ended March 31, 2021

(p) Intangible assets - (Contd.)

(ii) Research and development

Expenditure on research activities is recognised as an expense in the period in which it is incurred.

An internally-generated intangible asset arising from development (or from the development phase of an internal project) is recognised if, and only if, all of the following have been demonstrated:

- the technical feasibility of completing the intangible asset so that it will be available for use or sale;
- the intention to complete the intangible asset and use or sell it;
- the ability to use or sell the intangible asset;
- how the intangible asset will generate probable future economic benefits;
- the availability of adequate technical, financial and other resources to complete the development and to use or sell the intangible asset; and
- the ability to measure reliably the expenditure attributable to the intangible asset during its development.

The amount initially recognised for internally-generated intangible assets is the sum of the expenditure incurred from the date when the intangible asset first meets the recognition criteria listed above. Where no internally-generated intangible asset can be recognised, development expenditure is recognised in profit or loss in the period in which it is incurred.

Subsequent to initial recognition, internally-generated intangible assets are reported at cost less accumulated amortisation and accumulated impairment losses, on the same basis as intangible assets that are acquired separately.

(iii) Derecognition of intangible assets

An intangible asset is derecognised on disposal, or when no future economic benefits are expected from use or disposal. Gains or losses arising from derecognition of an intangible asset, measured as the difference between the net disposal proceeds and the carrying amount of the asset, are recognised in profit or loss when the asset is derecognised.

(iv) Useful lives of intangible assets

Estimated useful lives of the intangible assets are as follows:

Technical Know how - Useful life 5 years

Computer Software - Useful life 6 years

Assets costing individually upto INR 5,000/- are fully amortized in the year of purchase.

(q) Provisions

Provisions are recognised when the group has a present obligation (legal or constructive) as a result of a past event, it is probable that the Group will be required to settle the obligation, and a reliable estimate can be made of the amount of the obligation.

The amount recognised as a provision is the best estimate of the consideration required to settle the present obligation at the end of the reporting period, taking into account the risks and uncertainties surrounding the obligation. When a provision is measured using the cash flows estimated to settle the present obligation, its carrying amount is the present value of those cash flows (when the effect of the time value of money is material).

When some or all of the economic benefits required to settle a provision are expected to be recovered from a third party, a receivable is recognised as an asset if it is virtually certain that reimbursement will be received and the amount of the receivable can be measured reliably.

(i) Onerous contracts

Present obligations arising under onerous contracts are recognised and measured as provisions. An onerous contract is considered to exist where the Group has a contract under which the unavoidable costs of meeting the obligations under the contract exceed the economic benefits expected to be received from the contract.

(r) Employee Benefits

Employee benefits include provident fund, employee state insurance, gratuity fund, superannuation fund and compensated absences.

(i) Retirement benefit costs and termination benefits

Payments to defined contribution Retirement Benefit Plans are recognised as an expense when employees have rendered service entitling them to the contributions.

BIMETAL BEARINGS LIMITED

Notes to the Consolidated financial statements for the year ended March 31, 2021

(r) Employee Benefits - (Contd.)

(i) Retirement benefit costs and termination benefits

For defined benefit Retirement Benefit Plans, the cost of providing benefits is determined using the projected unit credit method, with actuarial valuations being carried out at the end of each annual reporting period. Remeasurement, comprising actuarial gains and losses, the effect of the changes to the asset ceiling (if applicable) and the return on plan assets (excluding net interest), is reflected in the balance sheet with a charge or credit recognised in other comprehensive income in the period in which they occur. Remeasurement recognised in other comprehensive income is reflected immediately in retained earnings and is not reclassified to profit or loss. Past service cost is recognised in profit or loss in the period of a plan amendment. Net interest is calculated by applying the discount rate at the beginning of the period to the net defined benefit liability or asset.

(ii) Defined benefit costs are categorised as follows:

- service cost (including current service cost, past service cost, as well as gains and losses on curtailments and settlements);
- net interest expense or income; and
- remeasurement

For defined benefit plan, in the form of gratuity fund, the cost of providing benefits is determined using the Projected Unit Credit method, with actuarial valuations being carried out at each Balance Sheet date. Actuarial gains and losses are recognised in the Statement of Profit and Loss in the period in which they occur. The retirement benefit obligation recognised in the Balance Sheet represents the present value of the defined benefit obligation as adjusted for unrecognised past service cost, as reduced by the fair value of scheme assets. Any asset resulting from this calculation is limited to past service cost, plus the present value of available refunds and reductions in future contributions to the scheme. The gratuity fund is maintained with Life Insurance Corporation of India.

The Group presents the first two components of defined benefit costs in profit or loss in the line item 'Employee benefits expenses'. Curtailment gains and losses are accounted for as past service costs.

The retirement benefit obligation recognised in the balance sheet represents the actual deficit or surplus in the Group's defined benefit plan. Any surplus resulting from this calculation is limited to the present value of any economic benefits available in the form of refunds from the plans or reductions in future contributions to the plans.

A liability for a termination benefit is recognised at the earlier of when the entity can no longer withdraw the offer of the termination benefit and when the entity recognises any related restructuring costs.

(iii) Short-term and other long-term employee benefits

A liability is recognised for benefits accruing to employees in respect of wages and salaries, annual leave and sick leave in the period the related service is rendered at the undiscounted amount of the benefits expected to be paid in exchange for that service.

Liabilities recognised in respect of short-term employee benefits are measured at the undiscounted amount of the benefits expected to be paid in exchange for the related service.

Liabilities recognised in respect of other long-term employee benefits are measured at the present value of the estimated future cash outflows expected to be made by the Group in respect of services provided by employees up to the reporting date.

(s) Exceptional items

Group recognises exceptional item when items of income and expense within the Statement of Profit and Loss from ordinary activities are of such size, nature or incidence that their separate disclosure is relevant to explain the performance of the Group for the period.

(t) Earnings per share

Basic earnings per share is computed by dividing the profit / (loss) after tax by the weighted average number of equity shares outstanding during the year. Diluted earnings per share is computed by dividing the profit / (loss) after tax as adjusted for dividend, interest and other charges to expense or income relating to the dilutive potential equity shares, by the weighted average number of equity shares considered for deriving basic earnings per share and the weighted average number of equity shares which could have been issued on the conversion of all dilutive potential equity shares.

(u) Government grants

Government grants are not recognised until there is reasonable assurance that the Group will comply with the conditions attaching to them and that the grants will be received. Government grants are recognised in profit or loss on a systematic basis over the periods in which the Group recognises as expenses the related costs for which the grants are intended to compensate.

Specifically, Government grants whose primary condition is that the Group should purchase, construct or otherwise acquire non-current assets are recognised as deferred revenue in the consolidated balance sheet and transferred to profit or loss on a systematic and rational basis over the useful lives of the related assets.

Government grants that are receivable as compensation for expenses or losses already incurred or for the purpose of giving immediate financial support to the Group with no future related costs are recognised in profit or loss in the period in which they become receivable.

BIMETAL BEARINGS LIMITED

Notes to the Consolidated financial statements for the year ended March 31, 2021

(v) Rounding off amounts

All amounts disclosed in the financial statements and notes have been rounded off to the nearest lakhs and decimals thereof as per the requirements of Schedule III, unless otherwise stated.

(w) Operating cycle

Based on the nature of products / activities of the Company and the normal time between acquisition of assets and their realisation in cash or cash equivalents, the Group has determined its operating cycle as 12 months for the purpose of classification of its assets and liabilities as current and non-current.

(x) Critical estimates and judgements

The preparation of financial statements requires the use of accounting estimates which, by definition, will seldom equal the actual results. Management also needs to exercise judgement in applying the Group's accounting policies.

This note provides an overview of the areas that involved a higher degree of judgement or complexity, and of items which are more likely to be materially adjusted due to estimates and assumptions turning out to be different than those originally assessed. Detailed information about each of these estimates and judgements is included in relevant notes together with information about the basis of calculation for each affected line item in the financial statements.

The areas involving critical estimates or judgements are:

Estimation of defined benefit obligation – Note 23

Estimation of current tax expense and payable – Note 32

Estimates and judgements are continually evaluated. They are based on historical experience and other factors, including expectations of future events that may have a financial impact on the Group and that are believed to be reasonable under the circumstances.

BIMETAL BEARINGS LIMITED

Notes to the Consolidated financial statements for the year ended March 31, 2021

(All amounts are in INR Lakhs, unless otherwise stated)

3. Property, plant and equipment

	Land	Building	Plant and equipment	Furniture and fixtures	Vehicles	Total
Year ended March 31, 2020						
Gross carrying amount						
Opening gross carrying amount	23.49	804.31	5,204.86	98.60	82.84	6,214.10
Additions	-	58.17	583.35	8.73	-	650.25
Disposals	-	-	2.58	-	-	2.58
Closing gross carrying amount	23.49	862.48	5,785.63	107.33	82.84	6,861.77
Accumulated depreciation						
Opening accumulated depreciation	-	94.29	1,395.86	53.19	46.10	1,589.46
Depreciation charge during the year	-	34.00	459.05	6.25	9.92	509.24
Disposals	-	-	1.46	-	-	1.46
Closing accumulated depreciation	-	128.29	1,853.45	59.44	56.02	2,097.24
Net carrying amount March 31, 2020	23.49	734.19	3,932.18	47.89	26.82	4,764.53
Year ended March 31, 2021						
Gross carrying amount						
Opening gross carrying amount	23.49	862.48	5,785.63	107.33	82.84	6,861.77
Additions	-	879.71	1,259.86	3.20	-	2,142.77
Disposals	-	-	51.44	-	-	51.44
Closing gross carrying amount	23.49	1,742.19	6,994.05	110.53	82.84	8,953.10
Accumulated depreciation						
Opening accumulated depreciation	-	128.29	1,853.45	59.44	56.02	2,097.24
Depreciation charge during the year	-	34.64	449.60	7.99	3.89	496.12
Disposals	-	-	-	-	-	-
Closing accumulated depreciation	-	162.93	2,303.05	67.43	59.91	2,593.36
Net carrying amount March 31, 2021	23.49	1,579.26	4,691.00	43.10	22.93	6,359.74

Notes: (i) All fixed assets are owned by the Group, unless stated as taken on lease.

(ii) Gross carrying amount of cost of building as at March 31, 2021 includes INR 701.05 lakhs (March 31, 2020-INR 28.21 lakhs) being cost of buildings on lease hold land.

4. Other intangible assets

	Computer software	Other -Technical know-how	Total
Year ended March 31, 2020			
Gross carrying amount			
Opening gross carrying amount	169.75	28.48	198.23
Additions	0.09	7.99	8.08
Disposals	-	-	-
Closing gross carrying amount	169.84	36.47	206.31
Accumulated depreciation			
Opening accumulated depreciation	121.75	16.66	138.41
Depreciation charge during the year	9.24	4.84	14.08
Disposals	-	-	-
Closing Accumulated depreciation	130.99	21.50	152.49
Net carrying amount March 31, 2020	38.85	14.97	53.82
Year ended March 31, 2021			
Gross carrying amount			
Opening gross carrying amount	169.84	36.47	206.31
Additions	-	-	-
Disposals	-	-	-
Closing gross carrying amount	169.84	36.47	206.31
Accumulated depreciation			
Opening accumulated depreciation	130.99	21.50	152.49
Depreciation charge during the year	8.99	4.15	13.14
Disposals	-	-	-
Closing Accumulated depreciation	139.98	25.65	165.63
Net carrying amount March 31, 2021	29.86	10.82	40.68

BIMETAL BEARINGS LIMITED

Notes to the Consolidated financial statements for the year ended March 31, 2021

(All amounts are in INR Lakhs, unless otherwise stated)

5. Non Current Investments	Face Value INR	As at March 31, 2021		As at March 31, 2020	
		Units	Market Value	Units	Market Value
(i) Investment in Equity Instruments (fully paid-up) At Fair Value through Other Comprehensive Income					
Unquoted					
Amalgamations Repco Limited	10	1,20,750	156.97	1,20,750	156.97
Arkay Energy (Rameswaram) Limited	10	2,80,000	28.00	2,80,000	28.00
Madras Stock Exchange Ltd	1	4,55,620	11.99	4,55,620	11.99
South Asian Financial Exchange Limited	10	20,000	-	20,000	-
Stanee Amalgamated Estates Limited	10	6,380	8.10	6,380	8.10
Quoted					
Aditya Birla Fashion and Retail Ltd	10	7,280	14.65	7,280	11.13
Aditya Birla Capital Limited	10	5,040	6.01	5,040	2.12
Ashok Leyland Limited	1	11,000	12.49	11,000	4.74
Asian Paints (India) Limited	1	7,000	177.62	7,000	116.66
Axis Bank Limited	2	1,950	13.60	1,950	7.39
Bajaj Finance Limited	10	6,700	345.04	6,700	148.46
Bajaj Holdings and Investment Limited	10	950	31.28	950	17.09
Bajaj Auto Limited	10	1,900	69.74	1,900	38.42
Bajaj Finserv Limited	10	1,040	100.55	1,040	47.75
Bank of Baroda	2	18,500	13.71	18,500	9.91
Bank of India	10	900	0.61	900	0.29
Bharat Petroleum Corporation Limited	10	12,810	54.82	12,810	40.59
Biocon Limited	10	1,800	7.36	1,800	4.87
Canfin Homes Ltd	10	1,000	6.14	1,000	2.79
Colgate-Palmolive (India) Limited	1	2,800	43.66	2,800	35.08
Cummins India Ltd	2	1,960	18.03	1,960	6.40
G I C Housing Finance Limited	10	2,500	2.91	2,500	1.49
Gas Authority of India Limited	10	3,980	5.39	3,980	3.05
Glaxo Smithkline Beecham Consumer Health Care Limited	10	-	-	750	74.81
Grasim Industries Limited	10	3,600	52.22	3,600	17.14
Great Eastern Shipping Corporation Limited	10	1,080	3.38	1,080	2.22
Great Offshore Limited	10	270	-	270	-
HDFC Bank Limited	2	4,000	59.75	4,000	34.48
Hindustan Unilever Limited	10	3,692	89.77	400	9.19
Housing Development Finance Corporation Limited	10	30,000	749.43	30,000	489.93
ICICI Bank Limited	2	18,370	106.93	18,370	59.47
Indian Oil Corporation Limited	10	16,000	14.70	16,000	13.06
Indraprasth Gas Limited	10	2,500	12.81	2,500	9.70
Indusind Bank Limited	10	1,500	14.32	1,500	5.27
Industrial Development Bank of India	10	1,560	0.60	1,560	0.30
L.I.C. Housing Finance Limited	2	3,750	16.06	3,750	8.82
Mahindra and Mahindra Limited	5	4,000	31.81	4,000	11.40
Maruti Suzuki India	10	200	13.72	200	8.58
National Aluminium Company Limited	10	4,500	2.43	4,500	1.31
National Thermo Power Corporation Limited	10	1,800	1.92	1,800	1.52
Neyveli Lignite Corporation Limited	10	600	0.30	600	0.26
Nilkamal Plastics Limited	10	700	13.66	700	6.98
Oil and Natural Gas Corporation Limited	5	15,300	15.63	15,300	10.45
Petronet LNG Limited	10	2,000	4.49	2,000	4.00
Punjab National Bank	2	8,750	3.21	8,750	2.83
Reliance Industries Limited	10	2,670	53.48	2,670	29.74
Rural Electrification Corporation of India	10	2,120	2.78	2,120	1.88
Rail Vikas Nigam Ltd	10	11,700	3.40	11,700	1.50
Schaeffler India Ltd	10	600	32.65	600	22.30
State Bank of India	1	11,500	41.90	11,500	22.64
Sundaram Finance Limited	10	13,200	339.30	13,200	158.83
Sundaram Finance Holdings Limited	10	13,200	10.03	13,200	5.49
Tata Chemicals Ltd	10	1,400	10.53	1,400	3.13
Tata Consultancy Services Limited	1	1,628	51.74	1,664	30.39
Tata Motors Limited	2	9,495	28.66	9,495	6.75
Tata Steel Limited - Fully Paid	10	1,972	16.01	1,972	5.32
Tata Steel Limited - Rights Issue Fully Paid	10	136	1.10	-	-
Tata Consumer Products Ltd	1	14,596	93.25	13,000	38.33
The United Nilgiri Tea Estates Limited	10	17,264	51.46	17,264	33.30
Ultratech Cement Limited	10	171	11.52	171	5.55
Total (equity instruments - fully paid-up)			3,083.62		1,840.15

BIMETAL BEARINGS LIMITED

Notes to the Consolidated financial statements for the year ended March 31, 2021

(All amounts are in INR Lakhs, unless otherwise stated)

5. Non Current Investments contd..	Face Value INR	As at March 31, 2021		As at March 31, 2020	
		Units	Market Value	Units	Market Value
(ii) Investment in Equity Instruments (partly paid-up)					
Adyar Property Holding Company Limited (paid up Rs. 65 per share)	100	55	0.04	55	0.04
Tata Steel Limited (paid up Rs.2.50 per share)	10	-	-	136	0.04
Total (equity instruments - partly paid-up)			0.04		0.08
(iii) Investment in Bonds					
At Amortised Cost					
Quoted					
8.00% Indian Railway Finance Corporation Limited Tax Free Secured, Redeemable, Non Convertible Bonds	1,000	1,088	10.88	1,088	10.88
8.20% Power Finance Corporation Limited Tax Free Secured Redeemable, Non Convertible Bonds	1,000	1,424	14.24	1,424	14.24
7.19% Power Finance Corporation Limited : Tax Free Secured Bonds	1,000	1,200	12.00	1,200	12.00
7.22% Rural Electrification Corporation Limited : Tax Free , Secured Bonds	1,000	1,000	10.00	1,000	10.00
(iv) Investment in Debentures					
At Fair value through Profit or Loss					
Quoted					
8.49% SR-54 Non-Convertible Debentures of National Thermal Power Corporation Limited (Bonus for Shares)	12.50	1,500	-	1,500	-
Total (debentures and bonds)			47.12		47.12
(v) Investment in Mutual Funds					
At Fair value through Profit or Loss					
Unquoted					
DSP BlackRock Equity & Bond Fund - Growth	10	-	-	30,680	40.88
DSP Dynamic Asset Allocation Fund - Growth	10	-	-	3,21,133	45.43
Franklin India Debt Hybrid Fund - Plan A - Growth	10	-	-	88,161	48.43
ICICI Prudential Equity & Debt Fund - Monthly Dividend	10	-	-	2,09,429	33.30
ICICI Prudential Equity & Debt Fund - Growth	10	-	-	10,525	11.15
ICICI Prudential Balanced Advantage Fund - Growth	10	-	-	3,51,987	107.60
ICICI Prudential Regular Savings Fund - Growth	10	-	-	3,02,804	131.79
ICICI Prudential Credit Risk Fund - Growth	10	-	-	1,97,703	43.00
ICICI Prudential Asset Allocator Fund	10	-	-	1,38,070	65.70
Kotak Balance Advantage Fund - Growth	10	-	-	13,67,510	126.67
Nippon India Equity Savings Fund - Segregated Portfolio 1 - Dividend Plan (03DPD) (Earlier known as Reliance Equity Savings Fund - Dividend Plan)	10	-	-	90,951	0.22
SBI Mutual Fund- Gold Exchange Traded Scheme- Growth Op- Open (DEMAT)	10	-	-	200	8.07
SBI Equity Hybrid Fund - Regular Growth	10	-	-	34,394	40.79
SBI Credit Risk Fund	10	-	-	47,976	15.21
Total (mutual funds)			-		872.69
Total			3,130.78		2,760.05
Total non-current investments					
Aggregate amount of quoted investments and market value thereof			2,925.68		1,682.22
Aggregate amount of unquoted investments			205.10		1,077.83

BIMETAL BEARINGS LIMITED

Notes to the Consolidated financial statements for the year ended March 31, 2021

(All amounts are in INR Lakhs, unless otherwise stated)

6. Other financial assets	As at March 31, 2021		As at March 31, 2020	
	Current	Non-current	Current	Non-current
Financial assets at fair value				
(i) Financial assets at amortised cost				
Intercompany deposits	297.00	332.00	269.00	360.00
Interest accrued on deposits	4.02	-	3.23	-
Interest accrued on investments	0.16	-	0.59	-
Interest accrued on Income tax refund	-	-	141.92	-
Security deposits	1.86	256.86	3.50	272.51
Others - Insurance claims	-	-	7.57	-
Total other financial assets	303.04	588.86	425.81	632.51
7. Current tax assets (net)				
	As at		As at	
	March 31, 2021		March 31, 2020	
Advance income tax*	26.90		63.70	
Total current tax assets (net)	26.90		63.70	
*Net of provision				
- for income tax	-		6.30	
8. Other non-current assets				
Capital advances for capital work-in-progress	91.55		48.03	
Prepayments	1.52		5.78	
Advance income tax*	110.30		562.54	
Total other non-current assets	203.37		616.35	
*Net of provision				
- for income tax	402.40		4,391.97	
9. Inventories				
Raw materials*	1,577.91		1,584.99	
Work-in-progress**	1,877.62		1,335.45	
Finished goods	1,154.38		866.21	
Stock-in-trade	52.11		54.70	
Stores, spares and packing material	294.86		243.02	
Total inventories	4,956.88		4,084.37	
*Goods in transit				
	455.40		248.34	
**Includes manufactured strips and powder				
	1459.59		941.19	

Amounts recognised in profit or loss

Write-downs of inventories to net realisable value amounted to INR 70.46 lakhs (March 31, 2020 - INR 32.69 lakhs). These were recognised as an expense during the year and included in the 'changes in inventories of finished goods, work-in-progress and stock-in-trade' in statement of profit and loss.

BIMETAL BEARINGS LIMITED

Notes to the Consolidated financial statements for the year ended March 31, 2021

(All amounts are in INR Lakhs, unless otherwise stated)

10. Current Investments	Face Value INR	As at March 31, 2021		As at March 31, 2020	
		Units	Market Value	Units	Market Value
i) Investment in Mutual Funds					
At Fair Value through Profit or Loss					
Unquoted					
Axis Short Term Fund	10	9,06,124	216.50	2,57,583	57.03
Adithya Birla Low Duration Fund	10	-	-	-	-
Aditya Birla Sun Life Liquid Fund - Growth	10	-	-	31,166	99.03
DSP Short Term Fund - Growth	10	-	-	79,125	27.04
DSP Liquidity Fund	10	-	-	-	-
DSP Ultra Short Term Fund	10	1,726	46.72	-	-
Franklin India Liquid Fund Growth	10	-	-	-	-
HDFC Low Duration Fund	10	-	-	1,02,689	43.21
HDFC Short Term Debt Fund	10	-	-	1,77,081	40.09
HDFC Liquid Fund - Growth	10	2,144	86.16	-	-
ICICI Prudential Short Term Fund - Growth	10	-	-	34,135	14.39
ICICI Prudential Liquid Fund - Growth	10	73,865	223.84	8,793	25.72
ICICI Prudential Ultra Short Term Fund	10	4,25,284	91.72	-	-
SBI Savings Fund	10	-	-	-	-
SBI Liquid Fund - Growth	10	4,942	158.33	3,400	105.19
SBI Short Term Debt Fund - Growth	10	-	-	1,39,569	32.54
Sundaram Money Fund - Growth	-	-	-	-	-
UTI Liquid Cash Plan - Growth	10	-	-	3,799	122.99
Axis Banking && PSU Debt Fund	10	1,261	25.97	-	-
DSP Dynamic Asset Allocation Fund - Growth	10	3,21,133	59.36	-	-
ICICI Prudential Equity & Debt Fund - Monthly Dividend	10	2,09,429	50.87	-	-
ICICI Prudential Balanced Advantage Fund - Growth	10	1,34,290	59.41	-	-
ICICI Prudential Asset Allocator Fund	10	1,38,070	95.81	-	-
Kotak Balanced Advantage Fund - Growth	10	13,67,510	180.21	-	-
Nippon India Equity Savings Fund - Segregated Portfolio 1	-	-	-	-	-
Dividend Plan (03DPD) (Earlier Known as Reliance	10	90,951	0.22	-	-
Equity Savings Fund - Dividend Plan)	-	-	-	-	-
SBI Muthual Fund - Gold Exchange Traded Scheme	10	200	7.88	-	-
Growth Op-open (DEMAT)	-	-	-	-	-
SBI Equity Hybrid Fund - Regular Growth	10	34,394	59.38	-	-
Total (mutual funds)			1,362.42		567.23
Total			1,362.42		567.23
Total current investments					
Aggregate amount of Unquoted investments			1,362.42		567.23
11. Trade receivables					
Unsecured and considered good			As at	As at	
			March 31, 2021	March 31, 2020	
Trade receivables			4,403.04	3,539.09	
Receivables from related parties			652.47	574.58	
Total trade receivables			5,055.51	4,113.67	
Trade receivables stated above includes :					
Debts due by private companies in which directors are directors			579.39	510.27	
The Group classifies the right to consideration in exchange for deliverables as a trade receivable. A receivable is a right to consideration that is unconditional upon passage of time. Revenue for revenue contracts are recognized at a point in time when the company transfers controls over the product to the customer.					
12. Cash and cash equivalents					
Unrestricted balances with banks					
- in current accounts			100.80	87.52	
- in EEFC accounts			2.53	5.43	
- in deposit accounts with original maturity less than 3 months			9.13	8.60	
Cash in hand			1.13	1.11	
Total Cash and cash equivalents			113.59	102.66	

Note: There are no repatriation restrictions with regard to cash and cash equivalents as at the end of the reporting period and prior periods.

BIMETAL BEARINGS LIMITED

Notes to the Consolidated financial statements for the year ended March 31, 2021

(All amounts are in INR Lakhs, unless otherwise stated)

	As at March 31, 2021	As at March 31, 2020
13. Other bank balances		
Deposit with maturity period more than 3 months but less than 12 months	30.00	30.00
In unpaid dividend account*	17.32	18.79
Margin money deposits (Refer note below)	30.00	30.00
Total other bank balances	77.32	78.79
a. *Earmarked for payment of unclaimed dividend		
b. *The transfer of unclaimed dividend of Rs.3.13 Lakhs was due on 20 September, 2020. The Parent had provided instructions to the bank on 15 september, 2020 to transfer the above amount to investor education and protection fund. However, the bank transferred the above amount on 9 October, 2020 resulting in delay of 19 days.		
Note: Balances with bank held as margin money for guarantees	30.00	30.00
14. Loans		
(Unsecured, considered good)		
Loans to employees	3.49	4.17
Total loans	3.49	4.17
15. Other current assets		
Prepayments	82.13	66.81
Advances to suppliers	30.08	174.67
Balance with government authorities (other than income tax)	172.97	208.43
Other advances	8.42	18.10
Advances to employees	6.74	6.74
Gratuity	0.19	-
Total other current assets	300.53	474.75
Note: Refer Note 23 for disclosure of Gratuity		
16. Equity share capital	Number of shares	Amount
Authorised:		
(i) Equity shares of INR 10 each with voting rights		
As at April 1, 2019	62,50,000	625.00
Movement during the year	-	-
As at March 31, 2020	62,50,000	625.00
Movement during the year	-	-
As at March 31, 2021	62,50,000	625.00
(ii) Redeemable cumulative preference shares of INR 100 each		
As at April 1, 2019	1,25,000	125.00
Movement during the year	-	-
As at March 31, 2020	1,25,000	125.00
Movement during the year	-	-
As at March 31, 2021	1,25,000	125.00
Issued, subscribed and fully paid up :		
(i) Equity shares of INR 10 each with voting rights		
As at April 1, 2019	38,25,000	382.50
Movement during the year	-	-
As at March 31, 2020	38,25,000	382.50
Movement during the year	-	-
As at March 31, 2021	38,25,000	382.50
(i) Reconciliation of the number of shares outstanding at the beginning and at the end of the year:		
Equity shares with voting rights		
As at March 31, 2019	38,25,000	382.50
Movement during the year	-	-
As at March 31, 2020	38,25,000	382.50
Movement during the year	-	-
As at March 31, 2021	38,25,000	382.50
(ii) Terms and rights attached to equity shares		
The Company has only one class of equity shares having a par value of INR 10 per share. Each shareholder is entitled to one vote per share. The dividend proposed by the Board of Directors is subject to the approval of the shareholder in the ensuing Annual General Meeting, except in the case of interim dividend. In the event of liquidation of the company, the holders of the equity shares will be entitled to receive any of the remaining assets of the company, after distribution of all preferential amount. The distribution will be in proportion to the number of equity shares held by the shareholders.		

BIMETAL BEARINGS LIMITED

Notes to the Consolidated financial statements for the year ended March 31, 2021

(All amounts are in INR Lakhs, unless otherwise stated)

16. Equity share capital - (Contd.)

(iii) Details of shares of the company held by holding company and their subsidiaries:

	As at March 31, 2021			As at March 31, 2020		
	Number of Shares	Amount	% of holding in that class of shares	Number of Shares	Amount	% of holding in that class of shares
Amalgamations Private Limited, the holding company	9,69,000	96.90	25.33%	9,69,000	96.90	25.33%
India Pistons Limited, step down subsidiary of Amalgamations Private Limited	6,250	0.63	0.16%	6,250	0.63	0.16%
Simpson & Company Limited, a subsidiary of Amalgamations Private Limited	18,74,136	187.41	49.00%	18,74,136	187.41	49.00%
Associated Printers (Madras) Private Limited, a subsidiary of Amalgamations Private Limited	2,040	0.20	0.05%	2,040	0.20	0.05%
Sri Rama Vilas Service Limited, a step down subsidiary of Amalgamations Private Limited	12,500	1.25	0.33%	12,500	1.25	0.33%
	28,63,926	286.39	74.87%	28,63,926	286.39	74.87%
(iv) Details of shareholders holding more than 5% shares in the company						
Amalgamations Private Limited	9,69,000		25.33%	9,69,000		25.33%
Simpson & Company Limited	18,74,136		49.00%	18,74,136		49.00%
	28,43,136		74.33%	28,43,136		74.33%

	As at March 31, 2021	As at March 31, 2020
17. Other Equity		
General reserve	14,553.81	14,553.81
Retained earnings	908.27	793.66
Other reserves	2,825.11	1,705.52
Total reserves and surplus	18,287.19	17,052.99
a) General reserve		
This represents appropriation of profit by the Group		
Opening balance	14,553.81	14,003.81
Add: Transferred from Retained earnings	-	550.00
Closing balance	14,553.81	14,553.81
b) Retained earnings		
Retained earnings comprise of the Group's prior years undistributed earnings after taxes.		
Opening balance	793.66	1,711.15
Profit for the year	382.36	108.44
Less: Appropriations		
(i) Transferred to General Reserve	-	(550.00)
(ii) Dividend on equity shares	(267.75)	(382.50)
(iii) Dividend distribution tax on above	-	(93.42)
Closing balance	908.27	793.66
c) Other reserves		
Other items of other comprehensive income consist of fair value changes on FVTOCI financial assets and financial liabilities and remeasurement of net defined benefit liability/asset.		
Opening balance	1,705.52	2,208.82
Add: Movement in OCI (Net) during the year	1,119.59	(503.30)
Closing balance	2,825.11	1,705.52

Nature and purpose of other reserves

FVOCI equity investments

The Group has elected to recognise changes in the fair value of certain investments in equity securities in other comprehensive income. These changes are accumulated within the FVOCI equity investments reserve within equity. The Group transfers amounts from this reserve to retained earnings when the relevant equity securities are derecognised.

BIMETAL BEARINGS LIMITED

Notes to the Consolidated financial statements for the year ended March 31, 2021

(All amounts are in INR Lakhs, unless otherwise stated)

18. Deferred tax liabilities (Net)	As at March 31, 2021	As at March 31, 2020
The balance comprises temporary differences attributable to:		
Deferred tax liabilities		
Property, plant and equipment	549.40	472.54
Other timing differences	125.42	31.92
Total deferred tax liabilities	674.82	504.46
Set-off of deferred tax assets pursuant to		
Provision for compensated absences	55.63	53.38
MAT credit entitlement	70.00	6.00
Carry forward unabsorbed depreciation loss	18.83	25.52
Other timing differences	32.47	132.11
Net deferred tax liabilities	497.89	287.45

Movement in deferred tax liabilities	Depreciation	Provision for compensated absences	MAT credit	Other timing differences	Total
At April 1, 2019	457.10	(44.94)	-	(60.98)	351.18
Charged/(credited):					
- to statement of profit and loss	15.44	(8.44)	(6.00)	(32.20)	(31.20)
- to other comprehensive income	-	-	-	(32.53)	(32.53)
At March 31, 2020	472.54	(53.38)	(6.00)	(125.71)	287.45
Charged/(credited):					
- to statement of profit and loss	76.86	(2.25)	(64.00)	32.39	43.00
- to other comprehensive income	-	-	-	167.44	167.44
At March 31, 2021	549.40	(55.63)	(70.00)	74.12	497.89

19. Borrowings	As at March 31, 2021	As at March 31, 2020
Loans repayable on demand		
From Banks *	479.53	314.63
Total Borrowings	479.53	314.63

* Pertains to cash credit facility availed by the company against hypothecation of stock and debtors (Interest rate @ 8.20%)

20. Trade payables	As at March 31, 2021	As at March 31, 2020
Trade payables		
(a) Total outstanding dues of micro enterprises and small enterprises	385.52	168.54
(b) Total outstanding dues of creditors other than micro enterprises and small enterprises	3,113.82	2,075.38
Total trade payables	3,499.34	2,243.92

Note: The Group has certain dues to suppliers registered under Micro, Small and Medium Enterprises Development Act, 2006 (MSMED Act). The disclosure pursuant to said MSMED Act are as follows:

a) the principal amount and the interest due thereon remaining unpaid to any supplier at the end of the accounting year;	385.52	168.54
b) the amount of interest paid by the buyer in terms of section 16 of the Micro, Small and Medium Enterprises Development Act, 2006 (27 of 2006), along with the amount of the payment made to the supplier beyond the appointed day during the accounting year;	-	-

BIMETAL BEARINGS LIMITED

Notes to the Consolidated financial statements for the year ended March 31, 2021

(All amounts are in INR Lakhs, unless otherwise stated)

20. Trade payables - (Contd.)	As at March 31, 2021		As at March 31, 2020	
c) the amount of interest due and payable for the period of delay in making payment (which has been paid but beyond the appointed day during the year) but without adding the interest specified under the Micro, Small and Medium Enterprises Development Act, 2006;	-		-	
d) the amount of interest accrued and remaining unpaid at the end of the accounting year	-*		-	
e) the amount of further interest remaining due and payable even in the succeeding years, until such date when the interest dues above are actually paid to the small enterprise, for the purpose of disallowance of a deductible expenditure under section 23 of the Micro, Small and Medium Enterprises Development Act, 2006.	-		-	
(*Interest payable at the year end INR 14.60)				
21. Other financial liabilities				
A. Other Financial liabilities measured at amortised cost				
Unpaid Dividend	17.32		18.79	
Creditors for capital supplies / services	292.79		169.16	
B. Other financial liabilities measured at fair value				
Foreign currency forward contracts	-		17.77	
Total other financial liabilities	310.11		205.72	
22. Current liabilities				
Statutory dues -taxes payable(other than income tax)	37.34		34.11	
Advance received from customers	24.24		20.64	
Total current liabilities	61.58		54.75	
23. Provisions	As at March 31, 2021		As at March 31, 2020	
	Current	Non- Current	Current	Non- Current
Provision for Income tax*	9.25	-	160.07	-
Provisions for employee benefits:				
Provision for compensated absences	39.73	151.32	33.38	149.94
Gratuity	-	-	-	10.59
Total provisions	48.98	151.32	193.45	160.53
* Net of advances - for income tax	1.01	-	1,142.28	-
Employee benefits Plan				
(i) Defined contribution plan			As at March 31, 2021	As at March 31, 2020
The Group makes Provident Fund, Superannuation fund and Employee State Insurance scheme contributions which are defined contribution plans, for qualifying employees. Under the schemes, the company is required to contribute a specified percentage of the payroll costs to fund the benefits.				
- Contribution to Provident fund			102.35	115.25
- Contribution to Superannuation fund			12.50	20.00
- Employee State Insurance scheme			3.24	4.42
The contributions payable to these plans by the Group are at rates specified in the rules of the schemes.				

BIMETAL BEARINGS LIMITED

Notes to the Consolidated financial statements for the year ended March 31, 2021

(All amounts are in INR Lakhs, unless otherwise stated)

23. Provisions - (Contd.)	As at March 31, 2021	As at March 31, 2020
(ii) Defined benefit plans		
A. Change in present value of the obligation during the year ended		
1. Opening present value of the obligation	801.26	723.59
2. Current service cost	47.61	41.23
3. Past service cost	-	-
4. Interest Cost	49.92	52.19
5. Benefits paid	(78.24)	(61.12)
6. Experience (gains)/losses	(14.81)	(17.14)
7. (Gain)/loss from change in demographic assumptions	-	0.73
8. (Gain)/loss from change in financial assumptions	(29.05)	61.78
9. Closing present value of obligation	776.70	801.26
B. Change in assets during the year		
1. Opening fair value of plan assets	(790.67)	(714.84)
2. Expected return on plan assets	(49.72)	(54.55)
3. (Gain)/loss from change in financial assumptions	0.27	(2.15)
4. Contribution made	(14.92)	(80.25)
5. Benefits paid	78.24	61.12
6. Actuarial gain/(loss) on plan assets	-	-
7. Closing fair value of plan assets	(776.80)	(790.67)
C. Net (asset)/liability recognised in the Balance Sheet		
1. Present value of the obligation	776.70	801.26
2. Fair Value of plan assets	(776.80)	(790.67)
3. Closing net (asset)/liability recognised in the Balance Sheet	(0.10)	10.59
D. Expenses recognised during the year		
1. Current service cost	47.61	41.23
2. Past service cost	-	-
3. (Gains) and losses on curtailment and settlement	-	-
4. Interest expense/(income)	0.20	(2.36)
5. Remeasurements	43.59	43.21
6. Total expenses to be recognised in statement of profit and loss	47.81	38.87
7. Total expenses to be recognised in Other Comprehensive Income	(43.59)	43.22
(iii) Post-employment benefits		
Significant estimates: actuarial assumptions and sensitivity		
Discount rate	6.71%	6.57%
Salary growth rate	5.58%	5.98%
Attrition rate	4.16%	4.16%
(iv) Major category of plan assets as a % of total plan assets		
Insurer managed assets - Balance with Life Insurance Corporation (LIC) of India	100.00%	100.00%

The details with respect to the composition of investments in the fair value of plan assets managed by LIC have not been disclosed in the absence of the above said information. The expected rate of return on assets is determined based on the assessment made at the beginning of the year on the return expected on its existing portfolio, along with the estimated increment to the plan assets and expected yield on the respective assets in the portfolio during the year.

These plans typically expose the Group to risks such as interest rate risk, longevity risk and salary risk.

BIMETAL BEARINGS LIMITED

Notes to the Consolidated financial statements for the year ended March 31, 2021

(All amounts are in INR Lakhs, unless otherwise stated)

Note 23. Provisions - (Contd.)

Interest Rate Risk: A decrease in the bond interest rate will increase the plan liability.

Longevity Risk: The present value of the defined benefit plan liability is calculated by reference to the best estimate of the mortality of plan participants both during and after their employment. An increase in the life expectancy of the plan participants will increase the plan's liability.

Salary Risk: The present value of the defined benefit plan liability is calculated by reference to the future salaries of plan participants. As such, an increase in the salary of the plan participants will increase the plan's liability.

Significant actuarial assumptions for the determination of the defined obligation are discount rate, and expected salary increase. The sensitivity analysis below have been determined based on reasonably possible changes of the respective assumptions occurring at the end of the reporting period, while holding all other assumptions constant.

(v) Sensitivity Analysis

A. Discount rate +50 BP	7.21%	7.07%
Defined benefit obligation [PVO]	752.48	775.70
B. Discount rate -50 BP	6.21%	6.07%
Defined benefit obligation [PVO]	802.43	828.45
C. Salary escalation rate +50 BP	6.08%	6.48%
Defined benefit obligation [PVO]	802.59	828.35
D. Salary escalation rate -50 BP	5.08%	5.48%
Defined benefit obligation [PVO]	752.12	775.57

The sensitivity analysis presented above may not be representative of the actual change in the defined benefit obligation as it is unlikely that the change in assumptions would occur in isolation of one another as some of the assumptions may be correlated. There was no change in the methods and assumptions used in preparing the sensitivity analysis from prior years.

(vi) Expected cash flows

Expected employer contribution/additional provision for future year's are as follows:

	Year 1	Year 2	Year 3	Year 4	Year 5
March 31, 2021	130.92	61.37	54.82	71.90	82.71
March 31, 2020	128.90	67.66	63.38	60.76	76.40

	For the year ended March 31, 2021	For the year ended March 31, 2020
24. Revenue from operations		
(a) Revenue from sale of products	15,192.59	14,414.92
(b) Other operating revenue		
Duty drawback and export benefit	72.88	68.30
Scrap sales	580.94	429.68
Total revenue from operations	15,846.41	14,912.90

Disaggregate revenue information

The Company believes that this disaggregation best depicts how the nature, amount, timing and uncertainty of revenues and cash flows are affected.

Accordingly, the disaggregation by type of goods & geography is provided in the table given below:

Revenue by type of goods

Bearings, Bushings and allied products	15,192.59	14,414.92
Others	653.82	497.98
Total revenue from operations	15,846.41	14,912.90

The Company disaggregate the revenue based on geographic locations and it is disclosed under note 42 'Segment reporting' Applying the practical expedient as given in Ind AS 115, the Group has not disclosed remaining performance obligation related disclosure for contracts that have original expected duration of one year or less.

BIMETAL BEARINGS LIMITED

Notes to the Consolidated financial statements for the year ended March 31, 2021

(All amounts are in INR Lakhs, unless otherwise stated)

	For the year ended March 31 ,2021	For the year ended March 31 ,2020
25. Other income		
Dividend income from investment mandatorily measured at fair value through profit or loss	25.04	43.40
Compensation from Insurance company for items of property, plant and equipment that were damaged	-	57.04
Interest income on financial assets at amortised cost	58.83	128.27
Interest on income tax refund	46.41	141.92
Liabilities no longer required written back	36.06	130.46
Net gain/(loss) on financial assets carried at fair value through profit or loss	184.63	(77.48)
Forex gain (net)	150.40	121.19
Net gain on sale of Financial assets	34.47	28.59
Other non-operating income	18.26	66.81
Profit on sale of property, plant and equipment sold (net)	-	2.79
Total other income	554.10	642.99
Note: All dividends from equity investments designated at FVTOCI relate to investments held at the end of the reporting period. There was no derecognition of such investments during the reporting period.		
26. Cost of materials consumed		
Raw materials at the beginning of the year	1,584.99	1,716.73
Add: Purchases	8,978.37	7,240.02
Less: Raw materials at the end of the year	1,577.91	1,584.99
Total cost of materials consumed	8,985.45	7,371.76
27. Changes in inventories of finished goods, work-in-progress and stock-in-trade		
Inventories at the beginning of the year		
Finished goods	866.21	835.29
Stock-in-trade	54.70	153.16
Work-in-progress	1,335.45	1,631.31
Total opening balance	2,256.36	2,619.76
Inventories at the end of the year		
Finished goods	1,154.38	866.21
Stock-in-trade	52.11	54.70
Work-in-progress	1,877.62	1,335.45
Total closing balance	3,084.11	2,256.36
Total changes in inventories of finished goods, work-in-progress and stock-in-trade	(827.75)	363.40
28. Employee benefits expense		
Salaries and wages, including bonus	2,196.66	2,303.54
Contribution to provident and other funds	162.66	174.12
Staff welfare expenses	258.65	297.94
	2,617.97	2,775.60
Less:		
Expense related to self constructed assets	80.53	104.75
Total employee benefits expense	2,537.44	2,670.85

BIMETAL BEARINGS LIMITED

Notes to the Consolidated financial statements for the year ended March 31, 2021

(All amounts are in INR Lakhs, unless otherwise stated)

	For the year ended March 31,2021	For the year ended March 31 ,2020
29. Finance Costs		
Interest expense - others	47.69	8.32
Total finance costs	47.69	8.32
30. Depreciation and amortisation expenses		
Depreciation of property, plant and equipment	496.12	511.58
Amortisation of intangible assets	13.14	11.73
Depreciation on right to use	41.58	43.68
Total depreciation and amortisation expenses	550.84	566.99
31. Other expenses		
Consumption of stores and spare parts	696.56	716.10
Consumption of loose tools	153.40	111.62
Consumption of packing materials	428.02	358.19
Sub contracting charges	356.56	367.70
Power and Fuel	940.53	900.27
Rent	40.84	52.97
Repairs and maintenance		
- Buildings	51.07	83.03
- Machinery	214.20	206.59
- Others	80.79	78.89
Contract labour cost	216.76	245.62
Insurance	33.66	50.65
Rates and taxes	33.29	43.89
Travelling expenses	78.69	211.46
Communication costs	35.70	38.25
Packing and forwarding expenses	360.11	351.64
Payment to auditor - Refer note (i)	27.50	27.50
Directors' sitting fees	6.30	5.30
Sales promotional expenses	45.75	45.07
Bank charges and commission	14.05	13.11
Professional and consultancy charges	156.06	204.81
Loss on Sale of Assets sold/ discarded (net)	48.22	-
Expenditure on Corporate Social Responsibility (CSR)- Refer note (ii)	23.00	24.82
Donations	0.02	-
Watch and ward expenses	128.26	130.89
Miscellaneous expenses	114.49	112.93
Total other expenses	4,283.83	4,381.30
Note (i) Payment to auditor (excluding levies)		
Statutory audit fee	15.50	15.50
Limited review fee	12.00	12.00
Total	27.50	27.50
Note (ii) on CSR expenditure		
Amount required to be spent as per Section 135 of the Act	22.17	24.37
Amount spent during the year on:		
(i) Construction/ acquisition of an asset	-	-
(ii) On purpose other than (i) above		
- Sri Paramakalyani Educational Society	20.00	20.00
- Ganga Spine Injury Foundation	-	2.00
- The Kuppuswamy Naidu Charity Trust	2.00	-
- Uyir	1.00	-
- Nilgiri Biosphere Nature Park	-	1.00
- Sanjana Enterprises	-	0.85
- GMK Industries	-	0.97
Total CSR expenditure	23.00	24.82

BIMETAL BEARINGS LIMITED

Notes to the Consolidated financial statements for the year ended March 31, 2021

(All amounts are in INR Lakhs, unless otherwise stated)

32. Income Tax expense	For the year ended March 31, 2021	For the year ended March 31, 2020
(a) Income tax expense		
Current tax		
Current tax on profits for the year	64.00	6.30
Income tax relating to previous years	(62.22)	-
MAT Credit	(64.00)	-
Total current tax expense	(62.22)	6.30
Deferred tax		
Increase in deferred tax liabilities	(21.50)	(37.20)
MAT Credit	64.00	6.00
Total deferred tax expense	42.50	(31.20)
Income tax expense	(19.72)	(24.90)
(b) Reconciliation of tax expense and the accounting profit multiplied by India's tax rate:		
Profit before tax	362.64	83.54
Tax at the Indian tax rate of 29.12%	105.60	24.33
Tax effect of amounts which are not deductible (taxable) in calculating taxable income:		
Group's after tax share of profit in associate and joint venture	-	(4.63)
Weighted deduction on research and development expenditure	-	(11.55)
Dividend income from mutual funds and equity instruments exempted under the income tax act	(7.29)	(12.64)
Corporate social responsibility expenditure (net of 80G benefit)	3.35	3.64
Interest on MSME payments	4.27	0.18
Profit on sale/ fair valuation of investment, as the same is set off against carry forward of losses on which no deferred tax had been recognised	3.84	(7.86)
Disallowance under section 14A relating to expenditure on exempt income	7.09	7.31
On account of enacted tax rates	(39.42)	(13.54)
MAT credit	(64.00)	6.00
Others	(33.15)	(16.14)
Income tax expense	(19.72)	(24.90)
(c) Unused tax losses for which no deferred tax asset has been recognised	March 31, 2021	March 31, 2020
Date of expiry of carry forward loss		
March 31, 2020	-	73.75
March 31, 2021	33.99	33.99
March 31, 2022	16.99	16.99
March 31, 2023	17.89	17.89
March 31, 2024	40.23	40.23
March 31, 2025	20.73	20.73
Total of unused tax capital loss	129.83	203.58
Potential tax benefit @ 20%	25.97	40.72

33. Fair value measurements

Financial instruments by category	As at March 31, 2021			As at March 31, 2020		
	FVTPL	FVOCI	Amortised cost	FVTPL	FVOCI	Amortised cost
Financial assets						
Investments						
- Equity instruments	-	3,083.66	880.60	-	1,840.21	892.22
- Mutual funds	1,362.42	-	-	1,439.95	-	-
- Preference, bonds and debentures	-	-	47.12	-	-	47.12
Trade receivables	-	-	5,055.51	-	-	4113.67
Loans	-	-	3.49	-	-	4.17
Cash and cash equivalents	-	-	113.59	-	-	102.66
Bank balances other than above	-	-	77.32	-	-	78.79
Intercompany deposit	-	-	629.00	-	-	629.00
Security deposits	-	-	258.72	-	-	276.01
Other claims and receivables	-	-	4.18	-	-	153.31
Derivative financial asset	-	-	-	-	-	-
Total financial assets	1,362.42	3,083.66	7,069.53	1,439.95	1,840.21	6,296.95

BIMETAL BEARINGS LIMITED

Notes to the Consolidated financial statements for the year ended March 31, 2021

(All amounts are in INR Lakhs, unless otherwise stated)

33. Fair value measurements - (Contd.)

	As at March 31, 2021			As at March 31, 2020		
	FVTPL	FVOCI	Amortised cost	FVTPL	FVOCI	Amortised cost
Financial liabilities						
Trade payables	-	-	3,499.34	-	-	2,243.92
Capital creditors	-	-	292.79	-	-	169.16
Unpaid dividends	-	-	17.32	-	-	18.79
Lease Liability	-	-	-	-	-	43.37
Borrowings	-	-	479.53	-	-	314.63
Derivative financial liability	-	-	-	17.77	-	-
Total financial liabilities	-	-	4,288.98	17.77	-	2,789.87

(i) Fair value hierarchy

This section explains the judgements and estimates made in determining the fair values of the financial instruments that are (a) recognised and measured at fair value and (b) measured at amortised cost and for which fair values are disclosed in the financial statements. To provide an indication about the reliability of the inputs used in determining fair value, the Group has classified its financial instruments into the three levels prescribed under the accounting standard. An explanation of each level follows underneath the table.

Financial assets and liabilities measured at fair value - recurring fair value measurements

At March 31, 2020	Notes	Level 1	Level 2	Level 3	Total
Financial assets					
Financial Investments at Cost					
Unquoted equity investments and preference shares	5	-	-	892.22	892.22
Bonds	5	-	-	47.12	47.12
Financial Investments at FVTPL					
Mutual funds	5, 10	1,439.92	-	-	1,439.92
Debentures	5	-	-	-	-
Financial Investments at FVOCI					
Listed equity investments	5	1,635.14	-	-	1,635.14
Unquoted equity investments	5	-	205.10	-	205.10
Others					
Derivative financial asset	6	-	-	-	-
Total financial assets		3,075.06	205.10	939.34	4,219.50
Financial liabilities		17.77	-	-	17.77
Total financial liabilities		17.77	-	-	17.77
At March 31, 2021					
Financial assets					
Financial Investments at Cost					
Unquoted equity investments and preference shares	5	-	-	880.60	880.60
Bonds	5	-	-	47.12	47.12
Financial Investments at FVTPL					
Mutual funds	5, 10	1,363.42	-	-	1,362.42
Debentures	5	-	-	-	-
Financial Investments at FVOCI					
Listed equity investments	5	2,878.56	-	-	2,878.56
Unquoted equity investments	5	-	205.10	-	205.10
Others					
Derivative financial asset	6	-	-	-	-
Total financial assets		4,240.98	205.10	927.72	5,373.80
Financial Liabilities	21	-	-	-	-
Total financial liabilities		-	-	-	-

BIMETAL BEARINGS LIMITED

Notes to the Consolidated financial statements for the year ended March 31, 2021

33. Fair value measurements - (Contd.)

Level 1:

Level 1 hierarchy includes financial instruments measured using quoted prices. This includes listed equity instruments, traded bonds and mutual funds that have quoted price. The fair value of all equity instruments (including bonds) which are traded in the stock exchanges is valued using the closing price as at the reporting period. The mutual funds are valued using the closing NAV.

Level 2:

The fair value of financial instruments that are not traded in an active market (for example, over-the-counter derivatives) is determined using valuation techniques which maximise the use of observable market data and rely as little as possible on entity-specific estimates. If all significant inputs required to fair value an instrument are observable, the instrument is included in level 2.

Level 3:

If one or more of the significant inputs is not based on observable market data, the instrument is included in level 3. This is the case for unlisted equity securities included in level 3.

There are no transfers between levels 1 and 2 during the year.

The company's policy is to recognise transfers into and transfers out of fair value hierarchy levels as at the end of the reporting period.

(ii) Valuation technique used to determine fair value

Specific valuation techniques used to value financial instruments include:

- the use of quoted market prices or dealer quotes for similar instruments .
- the fair value of forward foreign exchange contracts is determined using forward exchange rates at the balance sheet date.
- the fair value of certain financial instruments have been determined based on the buy back offer made by the originator of the instrument.
- the fair value of the remaining financial instruments is determined using discounted cash flow analysis.

All of the resulting fair value estimates are included in level 2 except for unlisted equity securities where the fair values have been determined based on present values and the discount rates used were adjusted for counterparty or own credit risk.

(iii) Valuation processes

The group performs the valuations of financial assets and liabilities required for financial reporting purposes, including level 3 fair values

The main level 3 inputs for unlisted equity securities used by the Group are derived and evaluated as follows:

- Discount rates are determined using a capital asset pricing model to calculate a post tax rate that reflects current market assessments of the time value of money and the risk specific to the asset.
- Risk adjustments specific to the counterparties.
- Earnings growth factor for unlisted equity securities are estimated based on market information for similar types of companies.

Changes in level 2 and 3 fair values are analysed at the end of each reporting period during the quarterly valuation discussion. As part of this discussion the team presents a report that explains the reason for the fair value movements.

The carrying amounts of trade receivables, trade payables, cash and cash equivalents and other current financial assets and liabilities are considered to be the same as their fair values, due to their short-term nature.

The fair values for bonds and debentures, intercorporate deposits, security deposits and other deposits were calculated based on cash flows discounted using the current interest rate as at the respective reporting date for a similar instrument. They are classified as level 3 fair values in the fair value hierarchy due to the inclusion of unobservable inputs including counterparty credit risk.

For financial assets and liabilities that are measured at fair value, the carrying amounts are equal to the fair values.

BIMETAL BEARINGS LIMITED

Notes to the Consolidated financial statements for the year ended March 31, 2021

34. Financial risk management

The Company's activities expose it to market risk, liquidity risk and credit risk.

This note explains the sources of risk which the entity is exposed to and how the entity manages the risk and the impact of hedge accounting in the financial statements.

Risk	Exposure arising from	Measurement	Management
Credit risk	Cash and cash equivalents, trade receivables, financial assets measured at amortised cost.	Aging analysis Credit ratings	Diversification of bank deposits, credit limits and letters of credit
Liquidity risk	Liabilities	Rolling cash flow forecasts	Availability of liquid investments, committed credit lines and borrowing facilities
Market risk-foreign exchange	Recognised financial assets and liabilities not denominated in Indian rupee (INR)	Cash flow forecasting Sensitivity analysis	Forward Foreign Exchange Contracts
Market risk-security prices	Investments in equity securities Investments in mutual funds	Sensitivity analysis	Portfolio Diversification

The Company's risk management is carried out by the Chief Financial Officer under policies approved by the Board of Directors. The Chief Financial officer identifies, evaluates and hedges financial risks in close co-operation with the company's operating units. The board provides written principles for overall risk management, as well as policies covering specific areas, such as foreign exchange risk, credit risk, use of derivative financial instruments and non-derivative financial instruments, and investment of excess liquidity.

(A) Credit risk

Credit risk arises from cash and cash equivalents, investments carried at amortised cost and deposits with banks and financial institutions, as well as credit exposures to customers including outstanding receivables.

(i) Credit risk management

Credit risk is managed on a Company basis. For banks and financial institutions, only high rated banks/institutions are accepted.

For other financial assets, the Company assesses and manages credit risk based on internal credit rating system. The finance function consists of a separate team who assess and maintain an internal credit rating system. Internal credit rating is performed on a group basis for each class of financial instruments with different characteristics. The company assigns the following credit ratings to each class of financial assets based on the assumptions, inputs and factors specific to the class of financial assets.

C1 : High-quality assets, negligible credit risk

C2 : Doubtful assets, credit-impaired

The Company considers the probability of default upon initial recognition of asset and whether there has been a significant increase in credit risk on an ongoing basis throughout each reporting period. To assess whether there is a significant increase in credit risk the Company compares the risk of a default occurring on the asset as at the reporting date with the risk of default as at the date of initial recognition. It considers available reasonable and supportive forward-looking information. Especially the following indicators are included -

- Internal credit rating
- External credit rating (as far as available)
- Actual or expected significant adverse changes in business, financial or economic conditions that are expected to cause a significant change to the borrower's ability to meet its obligations
- Actual or expected significant changes in the operating results of the borrower
- Significant increase in credit risk on other financial instruments of the same borrower
- Significant changes in the value of the collateral supporting the obligation or in the quality of third-party guarantees or credit enhancements
- Significant changes in the expected performance and behaviour of the borrower, including changes in the payment status of borrowers in the company and changes in the operating results of the borrower.

Macroeconomic information (such as regulatory changes, market interest rate or growth rates) is incorporated as part of the internal rating model.

BIMETAL BEARINGS LIMITED

Notes to the Consolidated financial statements for the year ended March 31, 2021

34. Financial Risk management - (Contd.)

(ii) Provision for expected credit losses

The company provides for expected credit loss based on the following:

Internal credit rating	Category	Description of category	Basis for recognition of expected credit loss provisions		
			Investments	Loans and Deposits	Trade receivables
C1	High quality assets, negligible credit risk	Assets where the counter-party has strong capacity to meet the obligations and where the risk of default is negligible or nil.	12-month expected credit losses	12-month expected credit losses	Life-time expected credit losses (simplified approach)
C2	Doubtful assets, credit impaired	Assets are written off when there is no reasonable expectation of recovery, such as a debtor declaring bankruptcy or failing to engage in a repayment plan with the company. Where loans or receivables have been written off, the Company continues to engage in enforcement activity to attempt to recover the receivable due. Where recoveries are made, these are recognised in profit or loss.	Asset is written off		

For the Year ended March 31, 2020 to March 31, 2021:

(a) Expected credit loss for loans, security deposits and investments

The estimated gross carrying amount at default is Nil (March 31, 2020: Nil) for investments and loans and deposits. Consequently there are no expected credit loss recognised for these financial assets.

(b) Expected credit loss for trade receivables under simplified approach

Customer credit risk is managed by the Company based on the Company's established policy, procedures and control relating to customer credit risk management. Credit quality of a customer is assessed based on an internal credit rating system. Outstanding customer receivables are regularly monitored and assessed for its recoverability. An impairment analysis is performed at each reporting date on an individual basis for major clients. In addition, a large number of minor receivables are grouped into homogenous groups and assessed for impairment collectively. The maximum exposure to credit risk at the reporting date is the carrying value of each class of financial assets disclosed in Note 11. The Company evaluates the concentration of risk with respect to trade receivables as low, as its customers have sufficient capacity to meet the obligations and the risk of default is negligible.

(iii) Reconciliation of loss allowance provision – Trade receivables

Loss allowance on April 1, 2019	-
Changes in loss allowance	-
Loss allowance on March 31, 2020	-
Changes in loss allowance	-
Loss allowance on March 31, 2021	-

(B) Liquidity risk

Prudent liquidity risk management implies maintaining sufficient cash and marketable securities and the availability of funding through an adequate amount of committed credit facilities to meet obligations when due and to close out market positions. Due to the dynamic nature of the underlying business, Company treasury maintains flexibility in funding by maintaining availability under committed credit lines. Management monitors rolling forecasts of the Company's liquidity position (comprising the undrawn borrowing facilities below) and cash and cash equivalents on the basis of expected cash flows.

BIMETAL BEARINGS LIMITED

Notes to the Consolidated financial statements for the year ended March 31, 2021

(All amounts are in INR Lakhs, unless otherwise stated)

34. Financial Risk management - (Contd.)

(i) Financing arrangements

The company had access to the following undrawn borrowing facilities at the end of the reporting period:

	March 31, 2021	March 31, 2020
Floating rate		
- Expiring beyond one year (bank overdraft)	550.00	550.00

Subject to the continuance of satisfactory credit ratings, the bank loan facilities may be drawn at any time in INR.

(ii) Maturities of financial liabilities

The tables below analyses the company's financial liabilities into relevant maturity groupings based on their contractual maturities for all non-derivative financial liabilities.

The amounts disclosed in the table are the contractual undiscounted cash flows. Balances due within 12 months equal their carrying balances as the impact of discounting is not significant.

Contractual maturities of financial liabilities:

	Less than 3 months	3 months to 6 months	6 months to 1 year	Between 1 and 2 years	Between 2 and 5 years	Total
March 31, 2021						
Non-derivatives						
Trade payables	3,499.34	-	-	-	-	3,499.34
Other financial liabilities	310.11	-	-	-	-	310.11
Lease liabilities	-	-	-	-	-	-
Borrowings	479.53	-	-	-	-	479.53
Total non-derivative liabilities	4,288.98	-	-	-	-	4,288.98
March 31, 2020						
Non-derivatives						
Trade payables	2,243.92	-	-	-	-	2,243.92
Other financial liabilities	205.72	-	-	31.52	-	237.24
Lease liabilities	11.85	-	-	-	-	11.85
Borrowings	314.63	-	-	-	-	314.63
Total non-derivative liabilities	2,776.12	-	-	31.52	-	2,807.64

(C) Market risk

(i) Foreign currency risk

The Company operates internationally and is exposed to foreign exchange risk arising from foreign currency transactions, primarily with respect to the **USD, EUR, GBP** and **JPY**. Foreign exchange risk arises from future commercial transactions and recognised assets and liabilities denominated in a currency that is not the company's functional currency (INR). The risk is measured through a forecast of highly probable foreign currency cash flows. The Company's exposure to foreign currency risk at the end of the reporting period expressed in **INR lakhs**, are as follows:

	Financial Assets				Financial Liabilities		
	Trade receivables	Balance in EEFC Account	Foreign exchange forward contract (Sell foreign currency)	Net exposure to foreign currency risk (assets)	Trade Payables	Foreign exchange forward contract	Net exposure to foreign currency risk (liabilities)
	INR Lakhs	INR Lakhs	INR Lakhs	INR Lakhs	INR Lakhs	INR Lakhs	INR Lakhs
USD	1,445.19	2.31	-	1,447.50	175.76	-	175.76
(Previous year)	483.82	5.16	(475.82)	13.16	-	-	-
EUR	115.61	0.22	-	115.83	239.84	-	239.84
(Previous year)	655.18	0.27	-	655.45	28.81	-	28.81
GBP	10.98	-	-	10.98	-	-	-
(Previous year)	-	-	-	-	-	-	-
JPY	-	-	-	-	583.37	-	583.37
(Previous year)	-	-	-	-	270.37	-	270.37

BIMETAL BEARINGS LIMITED

Notes to the Consolidated financial statements for the year ended March 31, 2021

(All amounts are in INR Lakhs, unless otherwise stated)

34. Financial Risk management - (Contd.)

	In Foreign currency Lakhs	In Foreign currency Lakhs	In Foreign currency Lakhs	In Foreign currency Lakhs	In Foreign currency Lakhs	In Foreign currency Lakhs	In Foreign currency Lakhs
USD	19.93	0.03	-	19.96	2.40	-	2.40
(Previous year)	6.48	0.07	(6.30)	0.25	-	-	-
EUR	1.37	-	-	1.37	2.74	-	2.74
(Previous year)	7.98	-	-	7.98	0.34	-	0.34
GBP	0.11	-	-	0.11	-	-	-
(Previous year)	-	-	-	-	-	-	-
JPY	-	-	-	-	863.49	-	863.49
(Previous year)	-	-	-	-	379.99	-	379.99

Sensitivity

The sensitivity of profit or loss to changes in the exchange rates arises mainly from foreign currency denominated financial instruments.

	Impact on profit after tax	
	March 31, 2021	March 31, 2020
USD sensitivity		
INR/USD increases by 5%*	45.07	0.47
INR/USD decreases by 5%*	(45.07)	(0.47)
EURO sensitivity		
INR/EURO increases by 5%*	4.39	22.11
INR/EURO decreases by 5%*	(4.39)	(22.11)
GBP sensitivity		
INR/GBP increases by 5%*	0.39	-
INR/GBP decreases by 5%*	(0.39)	-
JPY sensitivity		
INR/JPY increases by 5%*	(20.67)	9.58
INR/JPY decreases by 5%*	20.67	(9.58)

*Holding all other variables constant

(ii) Price risk

The Company's exposure to equity securities and mutual fund price risk arises from investments held by the Company and classified in the balance sheet either as fair value through OCI or at fair value through profit or loss. To manage its price risk arising from investments in equity securities and mutual fund, the group diversifies its portfolio. Diversification of the portfolio is done in accordance with the limits set by the company. The majority of the Company's equity investments are publicly traded and are included in the NSE Nifty 50 index.

Sensitivity

The table below summarises the impact of increases/decreases of the index on the Company's equity and profit for the period. The analysis is based on the assumption that the equity index had increased by 5% or decreased by 5% with all other variables held constant, and that all the Company's equity instruments moved in line with the index.

	Impact on profit after tax		Impact on other components of equity	
	March 31, 2021	March 31, 2020	March 31, 2021	March 31, 2020
NSE Nifty 50 – increase 5%	68.12	6.33	143.93	81.76
NSE Nifty 50 – decrease 5%	(68.12)	(6.33)	(143.93)	(81.76)

Profit for the period would increase/decrease as a result of gains/losses on mutual fund classified as at fair value through profit or loss. Other components of equity would increase/decrease as a result of gains/losses on equity securities classified as fair value through other comprehensive income.

35 Capital management

(a) Dividends

(i) Equity shares

	March 31, 2021	March 31, 2020
Final dividend for the year ended March 31, 2021 of INR 8/- (March 31, 2020 of INR 7/-) per fully paid share	306.00	267.75

(ii) Dividends not recognised at the end of the reporting period (Refer Note 39)

BIMETAL BEARINGS LIMITED

Notes to the Consolidated financial statements for the year ended March 31, 2021

36. Related party transactions

(a) Name of the related parties and nature of relationship:

(i) Where control exist:

Holding company Amalgamations Private Limited

(ii) Other related parties with whom transactions have taken place during the year

Joint venture BBL Daido Private Limited

Associates IPL Green Power Limited

Fellow subsidiaries Simpson & Company Limited
Addison & Company Limited
Amalgamations Repco Limited
Associated Printers (Madras) Private Limited
George Oakes Limited
India Pistons Limited
IP Rings Limited
IP Pins & Liners Limited
L M Van Moppes Diamond Tools India Private Limited
Shardlow India Limited
Simpson and General Finance Company Limited
Speed-A-Way Private Limited
Sri Rama Vilas Service Limited
Stanes Amalgamated Estates Limited
T.Stanes & Company Limited
Tractors and Farm Equipment Limited
TAFE Motors & Tractors Limited
The Madras Advertising Company Private Limited
Wheel and Precision Forgings India Limited
The United Nilgiri Tea Estates Company Limited
Addisons Paints & Chemicals Limited

Associates / Enterprises owned or significantly influenced by Key management personnel or their relatives

S.Ramasubramaniam & Associates
Subbaraya Aiyar, Padmanabhan & Ramamani, Associates

Key management personnel

Mr. A. Krishnamoorthy, Managing Director
Mr. S. Narayanan, Whole-time Director
Mr. N. Venkataramani, Director (upto 1st August, 2020)
Mr. N.P.Mani, Director
Mr. R.Vijayaraghavan, Independent Director
Mr. Krishna Srinivasan, Independent Director
Dr. Sandhya Shekhar, Independent Director
Mr. P.M.Venkatasubramanian, Independent Director
Mr. N.Venkataraman, Chief Financial Officer
Mr. K.Vidhya Shankar, Company Secretary

BIMETAL BEARINGS LIMITED

Notes to the Consolidated financial statements for the year ended March 31, 2021

(All amounts are in INR Lakhs, unless otherwise stated)

(b) Particulars of transactions with related parties.

Description	Holding Company		Joint Venture		Fellow Subsidiaries		Key Management Personnel		Associates / Enterprises owned or significantly influenced by Key Management Personnel or their relatives		Total	
	2020-21	2019-20	2020-21	2019-20	2020-21	2019-20	2020-21	2019-20	2020-21	2019-20		
Transaction during the year												
Sale of Goods												
Simpson & Company Limited	-	-	944.94	686.50	1,066.26	962.72	-	-	-	-	2,011.20	1,649.22
George Oakes Limited	-	-	-	-	491.99	460.10	-	-	-	-	491.99	460.10
Speed-A-Way Private Limited	-	-	-	-	231.79	231.42	-	-	-	-	231.79	231.42
T.Stanes & Company Limited	-	-	-	-	302.57	258.12	-	-	-	-	302.57	258.12
BBL Daido Private Limited	-	-	-	-	32.19	5.13	-	-	-	-	32.19	5.13
TAFE Motors and Tractors Limited	-	-	944.94	686.50	-	-	-	-	-	-	944.94	686.50
Tractor & Farm Equipments Ltd	-	-	-	-	7.71	6.35	-	-	-	-	7.71	6.35
India Pistons Limited	-	-	-	-	0.01	-	-	-	-	-	0.01	-
	-	-	-	-	-	1.60	-	-	-	-	-	1.60
Claim reimbursement against credit Note (sales)												
Simpson & Company Limited	-	-	-	-	-	-	-	-	-	-	-	-
George Oakes Limited	-	-	-	-	-	-	-	-	-	-	-	-
Speed-A-Way Private Limited	-	-	-	-	-	-	-	-	-	-	-	-
BBL Daido Private Limited	-	-	-	-	-	-	-	-	-	-	-	-
Rendering of services												
BBL Daido Private Limited	-	-	-	-	-	-	-	-	-	-	-	-
Advance Received												
T.Stanes and Company Limited	-	-	-	-	15.00	-	-	-	-	-	15.00	-
	-	-	-	-	15.00	-	-	-	-	-	15.00	-
Dividend Received												
Amalgamations Repco Limited	-	-	-	72.00	6.02	6.27	-	-	-	-	6.02	78.27
BBL Daido Private Limited	-	-	-	-	5.58	6.04	-	-	-	-	5.58	6.04
Stanes Amalgamated Estates Limited	-	-	-	72.00	-	-	-	-	-	-	-	72.00
Others	-	-	-	-	-	0.06	-	-	-	-	-	0.06
	-	-	-	-	0.44	0.17	-	-	-	-	0.44	0.17
Purchase of Goods												
Addison & Company Limited	-	-	340.81	138.92	11.58	25.80	-	-	-	-	352.39	164.71
Addison Paints and Chemicals Ltd.	-	-	-	-	2.73	8.87	-	-	-	-	2.73	8.87
Associated Printers (Madras) Private Limited	-	-	-	-	-	1.17	-	-	-	-	-	1.17
L M Van Moppes Diamond Tools India Private Limited	-	-	-	-	3.57	10.12	-	-	-	-	3.57	10.12
IP Rings Limited	-	-	-	-	1.31	0.55	-	-	-	-	1.31	0.55
BBL Daido Private Limited	-	-	-	-	3.65	4.03	-	-	-	-	3.65	4.03
Others	-	-	340.81	138.92	-	-	-	-	-	-	340.81	138.92
	-	-	-	-	0.32	1.06	-	-	-	-	0.32	1.06

BIMETAL BEARINGS LIMITED

Notes to the Consolidated financial statements for the year ended March 31, 2021

(All amounts are in INR Lakhs, unless otherwise stated)

Description	Holding Company		Joint Venture		Fellow Subsidiaries		Key Management Personnel		Associates / Enterprises owned or significantly influenced by key management personnel or their relatives		Total	
	2020-21	2019-20	2020-21	2019-20	2020-21	2019-20	2020-21	2019-20	2020-21	2019-20	2020-21	2019-20
Receiving of services (including reimbursement of expenses incurred by the related party on behalf of the company)	63.44	68.69	18.00	6.62	116.02	105.70	-	-	-	-	197.46	181.01
Amalgamations Private Limited	63.44	68.69	-	-	-	-	-	-	-	-	63.44	68.69
Sri Rama Vilas Service Limited	-	-	-	-	48.15	30.44	-	-	-	-	48.15	30.44
Simpson & Company Limited	-	-	-	-	39.57	35.14	-	-	-	-	39.57	35.14
Simpson & General Finance Company Limited	-	-	-	-	17.63	13.99	-	-	-	-	17.63	13.99
BBL Daido Private Limited	-	-	18.00	6.62	-	-	-	-	-	-	18.00	6.62
The Madras Advertising Company Private Limited	-	-	-	-	6.65	9.07	-	-	-	-	6.65	9.07
India Pistons Limited	-	-	-	-	0.08	0.08	-	-	-	-	0.08	0.08
Shardlow India Limited	-	-	-	-	1.92	8.04	-	-	-	-	1.92	8.04
Others	-	-	-	-	2.02	8.93	-	-	-	-	2.02	8.93
Discounts and Rebates	-	-	-	-	19.27	21.85	-	-	-	-	19.27	21.85
George Oakes Limited	-	-	-	-	8.32	7.46	-	-	-	-	8.32	7.46
Speed-A-Way Private Limited	-	-	-	-	10.95	14.39	-	-	-	-	10.95	14.39
Rent	-	-	-	-	30.96	45.26	-	-	-	-	30.96	45.26
Simpson & Company Limited	-	-	-	-	11.08	24.84	-	-	-	-	11.08	24.84
George Oakes Limited	-	-	-	-	6.64	7.19	-	-	-	-	6.64	7.19
Wheel & Precision Forgings India Limited	-	-	-	-	10.80	10.80	-	-	-	-	10.80	10.80
Amalgamations Repco Limited	-	-	-	-	2.45	2.43	-	-	-	-	2.45	2.43
Dividend Paid (Net of Taxes)	62.74	96.90	-	-	122.70	189.50	0.02	0.02	-	-	185.46	286.42
Amalgamations Private Limited	62.74	96.90	-	-	-	-	-	-	-	-	62.74	96.90
Simpson & Company Limited	-	-	-	-	121.35	187.41	-	-	-	-	121.35	187.41
India Pistons Limited	-	-	-	-	0.40	0.63	-	-	-	-	0.40	0.63
Others	-	-	-	-	0.94	1.45	0.02	0.02	-	-	0.96	1.47

BIMETAL BEARINGS LIMITED

Notes to the Consolidated financial statements for the year ended March 31, 2021

(All amounts are in INR Lakhs, unless otherwise stated)

Description	Holding Company		Joint Venture		Fellow Subsidiaries		Key Management Personnel		Associates / Enterprises owned or significantly influenced by key management personnel or their relatives			Total	
	2020-21	2019-20	2020-21	2019-20	2020-21	2019-20	2020-21	2019-20	2020-21	2019-20	2020-21	2019-20	2019-20
Key management personnel compensation	-	-	-	-	-	-	192.56	190.91	-	-	-	192.56	190.91
Mr. A. Krishnamoorthy													
Short-term employee benefits	-	-	-	-	-	-	58.27	57.74	-	-	-	58.27	57.74
Other long-term employee benefits	-	-	-	-	-	-	-	6.30	-	-	-	-	6.30
Mr. S. Narayanan													
Short-term employee benefits	-	-	-	-	-	-	81.88	75.84	-	-	-	81.88	75.84
Other long-term employee benefits	-	-	-	-	-	-	4.28	4.50	-	-	-	4.28	4.50
Mr.N.Venkataraman													
Short-term employee benefits	-	-	-	-	-	-	30.22	30.02	-	-	-	30.22	30.02
Other long-term employee benefits	-	-	-	-	-	-	-	-	-	-	-	-	-
Mr.K.Vidhya Shankar													
Short-term employee benefits	-	-	-	-	-	-	16.57	15.16	-	-	-	16.57	15.16
Other long-term employee benefits	-	-	-	-	-	-	1.34	1.35	-	-	-	1.34	1.35
Sitting fees & others													
Mr. N. Venkataramani, Director	-	-	-	-	-	-	0.40	1.66	-	-	-	0.40	1.66
Mr. N.P.Mani, Director	-	-	-	-	-	-	1.48	1.16	-	-	-	1.48	1.16
Mr. R. Vijayaraghavan, Independent Director	-	-	-	-	-	-	2.18	1.36	-	-	-	2.18	1.36
Mr. Krishna Srinivasan, Independent Director	-	-	-	-	-	-	2.58	1.86	-	-	-	2.58	1.86
Dr. Sandhya Shekhar, Independent Director	-	-	-	-	-	-	1.28	1.06	-	-	-	1.28	1.06
Mr. P.M.Venkatasubramanian, Independent Director	-	-	-	-	-	-	1.98	1.56	-	-	-	1.98	1.56
Legal Fees													
Subbaraya Aiyar Padmanabhan and Ramamani Associates	-	-	-	-	-	-	-	-	-	6.03	-	-	6.03
S.Ramasubramaniam & Associates	-	-	-	-	-	-	-	-	-	-	3.00	-	3.00
	-	-	-	-	-	-	-	-	-	-	3.03	-	3.03

BIMETAL BEARINGS LIMITED

Notes to the Consolidated financial statements for the year ended March 31, 2021

(All amounts are in INR Lakhs, unless otherwise stated)

Description	Holding Company		Joint Venture		Fellow Subsidiaries		Associate		Key Management Personnel		Associates / Enterprises owned by Key Management Personnel or their relatives		Total	
	2020-21	2019-20	2020-21	2019-20	2020-21	2019-20	2020-21	2019-20	2020-21	2019-20	2020-21	2019-20	2020-21	2019-20
Balance at Year end														
Investments			794.76	794.76	216.55	198.39	75.00	75.00	-	-	-	-	1,086.31	1,068.15
Amalgamations Repco Limited	-	-	-	-	156.98	156.98	-	-	-	-	-	-	156.98	156.98
BBL Daido Private Limited	-	-	794.76	794.76	-	-	-	-	-	-	-	-	794.76	794.76
The United Nilgiri Tea Estates Limited	-	-	-	-	51.46	33.30	-	-	-	-	-	-	51.46	33.30
Stanes Amalgamated Estates Limited	-	-	-	-	8.10	8.10	-	-	-	-	-	-	8.10	8.10
IPL Green Power Limited	-	-	-	-	-	-	75.00	75.00	-	-	-	-	75.00	75.00
Trade receivables			429.79	217.49	222.46	323.04	-	-	-	-	-	-	652.25	540.53
Simpson & Company Limited	-	-	-	-	107.07	122.72	-	-	-	-	-	-	107.07	122.72
George Oakes Limited	-	-	-	-	42.53	121.81	-	-	-	-	-	-	42.53	121.81
Speed-A-Way Private Limited	-	-	-	-	64.58	71.78	-	-	-	-	-	-	64.58	71.78
BBL Daido Private Limited	-	-	429.79	217.49	-	-	-	-	-	-	-	-	429.79	217.49
TAFE Motors and Tractors Limited	-	-	-	-	6.12	4.35	-	-	-	-	-	-	6.12	4.35
India Pistons Limited	-	-	-	-	2.16	2.16	-	-	-	-	-	-	2.16	2.16
Others	-	-	-	-	-	0.22	-	-	-	-	-	-	-	0.22
Amounts Payable	13.62	20.95	195.53	23.43	45.56	46.73	-	-	3.60	27.03	-	-	258.31	118.14
Amalgamations Private Limited	13.62	20.95	-	-	-	-	-	-	-	-	-	-	13.62	20.95
BBL Daido Private Limited	-	-	195.53	23.43	-	-	-	-	-	-	-	-	195.53	23.43
Simpson & Company Limited	-	-	-	-	7.66	15.65	-	-	-	-	-	-	7.66	15.65
Simpson & General Finance Company Limited	-	-	-	-	10.66	7.41	-	-	-	-	-	-	10.66	7.41
Sri Rama Vilas Service Limited	-	-	-	-	20.94	6.89	-	-	-	-	-	-	20.94	6.89
The Madras Advertising Company Private Limited	-	-	-	-	-	0.39	-	-	-	-	-	-	-	0.39
IP Rings Limited	-	-	-	-	2.53	1.18	-	-	-	-	-	-	2.53	1.18
George Oakes Limited	-	-	-	-	-	5.83	-	-	-	-	-	-	-	5.83
Associated Printers (Madras) Private Limited	-	-	-	-	0.34	4.07	-	-	-	-	-	-	0.34	4.07

BIMETAL BEARINGS LIMITED

Notes to the Consolidated financial statements for the year ended March 31, 2021

(All amounts are in INR Lakhs, unless otherwise stated)

Description	Holding Company		Joint Venture		Fellow Subsidiaries		Associate		Key Management Personnel		Associates / Enterprises owned or significantly influenced by Key Management Personnel or their relatives				
	2020-21	2019-20	2020-21	2019-20	2020-21	2019-20	2020-21	2019-20	2020-21	2019-20	2020-21	2019-20	2020-21	2019-20	
Amounts Payable - (Contd.)															
Mr. A. Krishnamoorthy, Managing Director	-	-	-	-	-	-	-	-	-	-	-	-	-	-	7.50
Mr. S. Narayanan, Whole-time Director	-	-	-	-	-	-	-	-	-	-	-	-	-	-	13.00
Mr. N. Venkataraman, Chief Financial Officer	-	-	-	-	-	-	-	-	-	-	-	-	-	-	2.00
Mr. K. Vidhya Shankar, Company Secretary	-	-	-	-	-	-	-	-	-	-	-	-	-	-	1.17
Mr. N. Venkataramani, Director	-	-	-	-	-	-	-	-	0.20	0.56	-	-	-	-	0.20
Mr. N.P.Mani, Director	-	-	-	-	-	-	-	-	0.68	0.56	-	-	-	-	0.68
Mr. R. Vijayaraghavan, Independent Director	-	-	-	-	-	-	-	-	0.68	0.56	-	-	-	-	0.68
Mr. Krishna Sriniwasan, Independent Director	-	-	-	-	-	-	-	-	0.68	0.56	-	-	-	-	0.68
Dr. Sandhya Shekhar, Independent Director	-	-	-	-	-	-	-	-	0.68	0.56	-	-	-	-	0.68
Mr. P.M. Venkatasubramanian, Independent Director	-	-	-	-	-	-	-	-	0.68	0.56	-	-	-	-	0.68
Others	-	-	-	-	3.43	5.31	-	-	-	-	-	-	-	-	3.43
Total															

Notes:

- There is no allowance account for impaired receivables in relation to any outstanding balances, and no expense has been recognised in respect of impaired receivables due from related parties.
- Related party relationship is as identified by the Company on the basis of information available with the Company and relied upon by the Auditors.
- No amount is/has been written off or written back during the year in respect of debts due from or to related party.
- The above transactions are compiled from the date these parties became related which are accounted in the natural head of accounts.

(c) Terms and conditions

Transactions relating to dividends, subscriptions for new equity shares were on the same terms and conditions that applied to other shareholders.

BIMETAL BEARINGS LIMITED

Notes to the Consolidated financial statements for the year ended March 31, 2021

(All amounts are in INR Lakhs, unless otherwise stated)

	As at March 31, 2021	As at March 31, 2020
37. Contingent liabilities		
Claim against the company not acknowledged as debt:		
Income tax matters	-	155.17
Sales tax matters	8.89	8.89
Electricity matters	-	-
Claims by workmen pending before labour court	6.65	6.65
- Future cash flows in respect of above is determinable only on receipts of judgment / decision pending with relevant authorities.		
- The Company has filed responses / appeals against above matters which is pending disposal.		

38. Capital and other commitments

(a) Capital commitments

Estimated value of contracts in capital account remaining to be executed	203.84	240.41
Investment partly paid - equity shares of Rs. 100 each in Adyar Property Holding Company Limited (INR 65 paid up)	0.02	0.02
Investment partly paid - equity shares of INR 615 each in TATA steel Limited (INR 154 paid up)	-	0.63

(b) Other commitments

	-	-
--	---	---

39. Events after the reporting period

The Board of Directors have recommended dividend of INR 8/- per fully paid up equity share of INR 10/- each INR 306 lakhs, for the financial year 2020-21 which is based on relevant share capital as on March 31, 2021. The actual dividend amount will be dependent on the relevant share capital outstanding as on the record date / book closure.

40. Earnings per share

For the purpose of computing the earnings per share, the net profit after tax has been used as the numerator and the weighted average number of shares outstanding has been considered as the denominator.

Particulars	For the year ended March 31, 2021	For the year ended March 31, 2020
Net profit attributable to shareholders	382.36	108.44
Profit attributable to equity shareholders	382.36	108.44
Weighted average number of equity shares of INR 10 each, for Basic EPS	38,25,000	38,25,000
Earning per share - Basic	10.00	2.83
Net profit attributable to shareholders	382.36	108.44
Profit attributable to equity shareholders	382.36	108.44
Weighted average number of equity shares of INR 10 each, for Diluted EPS	38,25,000	38,25,000
Earnings per share - Diluted	10.00	2.83

41. Research and development expenditure incurred during the year

Expenditure on R&D (DSIR approved R&D Centers)

Capital Expenditure	-	4.24
Revenue Expenditure		
Consultancy charges	-	4.00
Stay expenses	-	1.07
Research and development expenses included under various heads of Statement of Profit and Loss	69.31	77.60

42. Segment Reporting

The Managing Director of the company has been identified as being the chief operating decision maker. Based on the internal reporting to the Chief operating decision maker, the Group has identified that the Group has only one segment which is manufacture and sale of plain shaft bearings and accordingly there are no other reportable segments. The Group is domiciled in India. Information about entity wide disclosures as mandated under Ind AS 108 are as below:

BIMETAL BEARINGS LIMITED

Notes to the Consolidated financial statements for the year ended March 31, 2021

(All amounts are in INR Lakhs, unless otherwise stated)

(i) Secondary geographic segment information

Geographic segment	Revenues for the year ended March 31, 2021	Segment assets as at March 31, 2021	Capital expenditure incurred during the year ended March 31, 2021
Outside India	3,451.18	1,571.78	53.19
	(3,278.81)	(1,139.00)	-
India	12,395.23	22,146.66	2,089.58
	(11,634.09)	(19,800.31)	(927.59)
Total	15,846.41	23,718.44	2,142.77
	(14,912.90)	(20,939.31)	(927.59)

Note: (i)

Particulars	As at March 31, 2021	As at March 31, 2020
No of customers contributing more than 10% of the total revenue	2	2
No of customers contributing more than 10% of the total receivables	2	2

(ii) Previous year's figures are shown in brackets.

43. Operating lease

As Lessor:

The company has entered into operating lease arrangements for certain surplus facilities. The lease is cancellable and are usually renewable by mutual consent on mutually agreeable terms. Lease income recognised in the Statement of Profit and Loss.

**For the year ended
March 31, 2021** For the year ended
March 31, 2020

1.21 1.36

As Lessee:

The company has entered into operating lease arrangements for premises like (factories, sales depots and godowns etc.). These leasing arrangements are cancellable and are usually renewable by mutual consent on mutually agreeable terms. Lease payments recognised in the Statement of Profit and Loss.

Lease Disclosures (entity as a lessee)

Leases of factory premises and depots

Transition :

- (i) The following is the summary of practical expedients elected on initial application:
1. Applied a single discount rate to a portfolio of leases of similar assets in similar economic environment with a similar end date. Discount rate has been taken as the Incremental Borrowing rate of borrowings with similar tenure.
 2. Applied the exemption not to recognize right-of-use assets and liabilities for leases with less than 12 months of lease term on the date of initial application. During the year, the Company charged off INR 40.84 Lakhs (previous year INR 52.97 Lakhs) as rent expenses on short term leases.
- (ii) The company has lease arrangement for "Land" and "Buildings". The lease arrangements is for the period ranging from one to two years. The present value of Right of Use Asset has been computed on the basis of Amended Lease Agreement.

BIMETAL BEARINGS LIMITED

Notes to the Consolidated financial statements for the year ended March 31, 2021

(All amounts are in INR Lakhs, unless otherwise stated)

- Right-of-use assets	March 31 ,2021	March 31 ,2020
Particulars	Amount	Amount
Balance at the beginning of the period	41.58	85.26
Additions	-	-
Amortisation on ROU Assets	41.58	43.68
Balance as at March 31, 2021	-	41.58

- Lease liabilities	March 31 ,2021	March 31 ,2020
Particulars	Amount	Amount
Balance at the beginning of the period	36.88	85.26
Payment of Lease liabilities	34.94	43.37
Finance cost accrued during the period	1.94	5.01
Balance as at March 31, 2021	0.00	36.88

- Amounts recognised in profit and loss	March 31 ,2021	March 31 ,2020
Particulars	Amount	Amount
Depreciation expense on right-of-use assets	41.59	43.68
Interest expense on lease liabilities	1.94	5.01
The total cash outflow	43.53	48.69

Maturity analysis of Lease Liability	March 31 ,2021	March 31 ,2020
Particulars	Amount	Amount
Maturity in FY 2021	-	11.85
Maturity in FY 2022	-	31.52
Maturity in FY 2023	-	-
Maturity in FY 2024	-	-
Maturity in FY 2025 and above	-	-
Balance as at March 31, 2021	-	43.37

The entity does not face a significant liquidity risk with regard to its lease liabilities. Lease liabilities are monitored within the entity's treasury function.

44. Interest in other entities

(i) Interest in associates and joint ventures

Set out below are the associates and joint ventures of the Group as at March 31, 2021. The entities listed below have share capital consisting solely of equity shares (in the case of associate) and equity shares and preference shares (in the case of joint venture), which are held directly by the Group. The country of incorporation or registration is also their principal place of business, and the proportion of ownership interest is the same as the proportion of voting rights held.

BIMETAL BEARINGS LIMITED

Notes to the Consolidated financial statements for the year ended March 31, 2021

(All amounts are in INR Lakhs, unless otherwise stated)

44. Interest in other entities (Contd.)

Name of the Company	Place of incorporation and principal place of business	Proportion of the ownership interest	Relationship	Quoted fair value		Carrying amount	
				March 31, 2021	March 31, 2020	March 31, 2021	March 31, 2020
BBL Daido Private Limited	Chennai, India	20.00%	Joint Venture	*	*	880.60	892.22
IPL Green Power Limited	Chennai, India	24.19%	Associate	*	*	-	-

Principal activity

BBL Daido Private Limited manufactures steel-backed bushes and thrust washers with a license and technical assistance agreement with Daido Metal Company Limited, Japan and IPL Green Power Limited is a public incorporated, non-government Company. It had been incorporated with the objective of engaging in production, collection and distribution of electricity.

*Unlisted entity – no quoted price available.

(ii) Commitments and contingent liabilities in respect of associates and joint ventures

	March 31, 2021	March 31, 2020
Contingent liabilities - Joint venture		
Share of joint ventures contingent liability in respect of legal matters against the entity	22.89	21.79

(iii) Summarised financial information for associates and joint ventures

The tables below provide summarised financial information for the joint venture and associates as at the end of the reporting period. The information disclosed reflects the amounts presented in the financial statements of the relevant associates and joint ventures and not Bimetal Bearings Limited's share of those amounts. They have been amended to reflect adjustments made by the entity when using the equity method, including modifications for differences in accounting policies.

Summarised Balance Sheet	BBL Daido Private Limited		IPL Green Power Limited	
	March 31, 2021	March 31, 2020	January 31, 2021	March 31, 2020
Current assets				
Cash and cash equivalents	241.15	312.49	**	**
Other assets	4,786.09	4,230.40	**	**
Total Current assets	5,027.24	4,542.89	42.36	42.36
Total Non Current assets	8,805.14	9,511.56	-	-
Current liabilities				
Financial liabilities	4,663.75	4,574.21	**	**
Other liabilities	12.02	8.81	**	**
Total Current liabilities	4,675.77	4,583.02	7.43	7.43
Non Current liabilities				
Financial liabilities	4,699.77	4,936.22	**	**
Other liabilities	31.20	72.10	**	**
Total Non Current liabilities	4,730.97	5,008.32	-	-
Net assets	4,425.64	4,463.11	34.93	34.93

**Indicates Disclosures that are not required for investments in associates as per Ind AS

BIMETAL BEARINGS LIMITED

Notes to the Consolidated financial statements for the year ended March 31, 2021

(All amounts are in INR Lakhs, unless otherwise stated)

44. Interest in other entities (Contd...)

Reconciliation to carrying amounts

	BBL Daido Private Limited		IPL Green Power Limited	
	March 31, 2021	March 31, 2020	January 31, 2021	March 31, 2020
Opening net assets	4,463.10	4,821.72	35.68	34.05
Additional investment made	-	-	-	-
Add:				
Profit for the year	(39.94)	75.97	(1.15)	1.63
Other comprehensive income	2.47	(0.59)	-	-
Less:				
Dividends paid	-	(360.00)	-	-
Dividend distribution tax paid	-	(74.00)	-	-
Closing net assets	4,425.63	4,463.10	34.53	35.68

	BBL Daido Private Limited		IPL Green Power Limited	
	March 31, 2021	March 31, 2020	January 31, 2021	March 31, 2020
Group's share in %	20%	20%	24.19%	24.19%
Group's share in INR	885.13	892.61	8.35	8.63
Goodwill	-	-	-	-
Reconciliation :				
Unrealised Gain on stock	(4.53)	(0.39)	-	-
Impairment of investment in associate	-	-	(8.35)	(8.63)
Carrying Amount	880.60	892.22	-	-

Summarised statement of profit and loss

	BBL Daido Private Limited		IPL Green Power Limited	
	March 31, 2021	March 31, 2020	January 31, 2021	March 31, 2020
Revenue from operations	8,944.41	8,548.92	3.10	2.94
Interest income	-	-	**	**
Depreciation and amortization expense	1,014.34	909.08	**	**
Interest expense	528.91	453.03	**	**
Income tax expense	(25.74)	28.89	**	**
Profit / (loss) for the year	(39.94)	75.97	(1.15)	1.63
Other comprehensive income/ (loss) for the year	2.47	(0.59)	-	-
Total comprehensive income/ (loss) for the year	(37.47)	75.38	(1.15)	1.63
Dividends received	-	72.00	-	-

**Disclosures that are not required for investments in associates as per Ind AS

BIMETAL BEARINGS LIMITED
Notes to the Consolidated financial statements for the year ended March 31, 2021
(All amounts are in INR Lakhs, unless otherwise stated)

45. Additional information required by Schedule III

Name of the Entity	Net assets (Total Assets - Total Liabilities)		Share in profit or loss		Share in other comprehensive income		Share in total comprehensive income	
	As a % of consolidated net assets	Amount	As a % of consolidated profit or loss	Amount	As a % of consolidated total comprehensive income	Amount	As a % of consolidated total comprehensive income	Amount
Parent								
Bimetal Bearings Limited								
March 31, 2021	95%	17,789.09	103%	394.49	100%	1,119.59	101%	1,514.08
March 31, 2020	95%	16,543.27	85%	92.54	100%	(503.18)	104%	(410.64)
Joint Venture								
(investment as per equity method)								
BBL Daido Private Limited								
March 31, 2021	5%	880.60	-3%	(12.13)	0%	-	-1%	(12.13)
March 31, 2020	5%	892.22	15%	15.89	0%	(0.12)	-4%	15.77
Associate								
(investment as per equity method)								
IPL Greenpower Limited								
March 31, 2021	0%	-	0%	-	0%	-	0%	-
March 31, 2020	0%	-	0%	-	0%	-	0%	-
Total								
March 31, 2021	100%	18,699.69	100%	382.36	100%	1,119.59	100%	1,501.95
March 31, 2020	100%	17,435.49	100%	108.43	100%	(503.30)	100%	(394.87)

BIMETAL BEARINGS LIMITED

Notes to the Consolidated financial statements for the year ended March 31, 2021

(All amounts are in INR Lakhs, unless otherwise stated)

46 Form AOC-1 - Statement containing salient features of the financial statements of associate/ joint venture

Part B - Associates and Joint venture

Statement pursuant to Section 129(3) of the Companies Act, 2013 read with Rule 5 of Companies (Accounts) Rules, 2014

Name of the Associate or Joint ventures	BBL Daido Private Limited	IPL Green Power Limited
Latest audited Balance sheet date	March 31, 2021	January 31, 2021
Date on which the Joint venture or Associate was associated or acquired	April 17, 2002	August 04, 2014
Shares of Joint venture or Associate held by the Company on the year end :		
No. of shares	32,00,000*	7,50,000
Amount of investment in Joint venture or Associate	794.76*	75.00
Extent of Holding (in percentage)	20.00%	24.19%
Description of how there is significant influence	Joint control as per Joint venture agreement	Shareholding of more than 20%
Reason why the associate/ joint venture is not consolidated	NA. Accounted for using the equity method as per the requirements of the applicable Ind AS	NA. Accounted for using the equity method as per the requirements of the applicable Ind AS
Networth attributable to shareholding as per latest audited Balance Sheet	885.13	8.35
Profit or (loss) for the year	(7.99)	-
(i) Considered in Consolidation	(31.95)	-
(ii) Not Considered in Consolidation		

* There is a conversion of FCCP shares into equity by BBL Daido Private Limited (Joint venture) as per the terms of issue of FCCP. There is no new investment and it is only a conversion of FCCP into equity.

BIMETAL BEARINGS LIMITED

Notes to the Consolidated financial statements for the year ended March 31, 2021

(All amounts are in INR Lakhs, unless otherwise stated)

47. Investment in IPL Green Power Limited

Consequent to the inordinate delay in getting statutory approvals, the Management of IPL Green Power Limited (the associate) is of the opinion that the current project may not be viable. Therefore the Management is contemplating withdrawal of the application pending with the Regulators/ State Government and consider other viable projects in due course. Considering this, on a prudent basis the financial statements of the associate are prepared not on a going concern basis and accordingly adjustments have been made to the Statement of financial position of the associate by restating of amounts to their net realisable value, to provide for further liabilities that might arise and to reclassify non-current assets and liabilities as current assets and current liabilities.

Considering the above, the Group has assessed the impairment of carrying value of its investment accounted for under the equity method in its associate and accordingly an impairment charge of INR 27.13 lakhs has been considered during the year ended 31st March 2017.

48. Previous year's figures have been regrouped / reclassified wherever necessary to correspond with the current year's classification / disclosure.

For and on behalf of Board of Directors

A. Krishnamoorthy
Managing Director
DIN: 00001778
Chennai

S. Narayanan
Whole-time Director
DIN: 03564659
Coimbatore

P.M. Venkatasubramanian
Director
DIN: 00001579
Chennai

R. Natarajan
Chief Financial Officer
Coimbatore

K. Vidhya Shankar
Company Secretary
Coimbatore

Date : June 17, 2021

File Edit View History Bookmarks Tools Help

Download file - your conversa... ViewCorpAnnList x BSE BSEINDIA x +

https://www.bseindia.com/corporates/amndet_new.aspx?newid=19bbbff1-75bb-4a02-88e7-97a07017956b&flag=C&type=A&scrip_CD=505681

Skip to main content High Contrast | Reset - A A +A

f t in RSS

Notices | Media Release | Trading Holidays | BSEPlus | Payments to BSE | Contact us | FeedBack

Select Language - Group Websites -

BSE
EXPERIENCE THE NEW


S&P **BSE**
SENSEX **52,874.73**
+37.52 +0.07%
23 Jul 21 | 11:26 | [Open](#)

Get Quote
Enter Security Name / Code / ID / ISIN Equity

Menu - **Corporates** Get Listed - Corporate Filings - Compliances and Other Info -

Corporate Announcement

Security Code : 505681 **Company :** BIMETAL

Reg. 34 (1) Annual Report  1.17 MB [XBRL](#)

Exchange Received Time	Exchange Disseminated Time	Time Taken
23/07/2021 11:27:07	7/23/2021 11:27:13 AM	00:00:06

Bimetal Bearings Limited is hereby filing the Annual Report 2021 under Regulation 34(1) of SEBI (LODR) Regulations, 2015. All the resolutions were approved by the members of the company at the 60th Annual General Meeting of the Company held on 21st July 2021 (Wednesday) by VC / OAVM.

Disclaimer [Back To Announcements](#)

Site optimized for IE9 & above. | [Disclaimer](#) | [Website Policies](#) | [Privacy Policy](#) | [Sitemap](#) Copyright © BSE Ltd. All Rights Reserved. 23 Jul 21 | 11:27 (IST) (10H)

start | Inbox - Personal Fold... | RE: List of sharehold... | BSEINDIA - Mozilla Fir... | Intimation to BSE AG... | Search Desktop | 11:26 AM

Date & Time of Download : 23/07/2021 11:28:04

BSE ACKNOWLEDGEMENT

Acknowledgement Number	3014442
Date and Time of Submission	7/23/2021 11:27:07 AM
Scripcode and Company Name	505681 - BIMETAL BEARINGS LTD.-
Subject / Compliance Regulation	Reg. 34 (1) Annual Report
Submitted By	K.VIDHYA SHANKAR
Designation	Company Secretary & Compliance Officer

Disclaimer : - Contents of filings has not been verified at the time of submission.